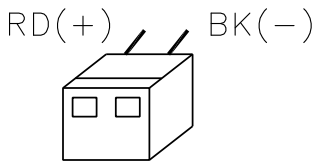


NOTES: UNLESS OTHERWISE SPECIFIED.

1. LABEL PER CUSTOMER SPECIFICATION

2. CONNECTION POLARITY:
MATING PLUG—MOLEX
22-28-0021 OR
22-28-3021 OR
22-23-5024



3. TEMPERATURE COMPENSATION ERROR IS $\pm 5\%$ OF FULL SCALE OVER THE OPERATING TEMPERATURE RANGE. WORST CASE TRACKING ERROR (WITHIN THE FIRST HOUR AFTER A MAXIMUM TEMPERATURE STEP) IS $\pm 5\%$ OF FULL SCALE. (GAS SAMPLES MUST BE BROUGHT TO AMBIENT TEMPERATURE) PERCENT READOUT IS ONLY WITHIN $\pm 1\%$ AT CONSTANT PRESSURE (E.G. A 10% INCREASE IN PRESSURE WILL RESULT IN A 10% INCREASE IN READING).
4. ASSEMBLY TO BE PACKAGED IN A GAS BARRIER BAG.
5. ASSEMBLY MANUFACTURED AND TESTED PER MPD-61679 AND C74069-R33S1.

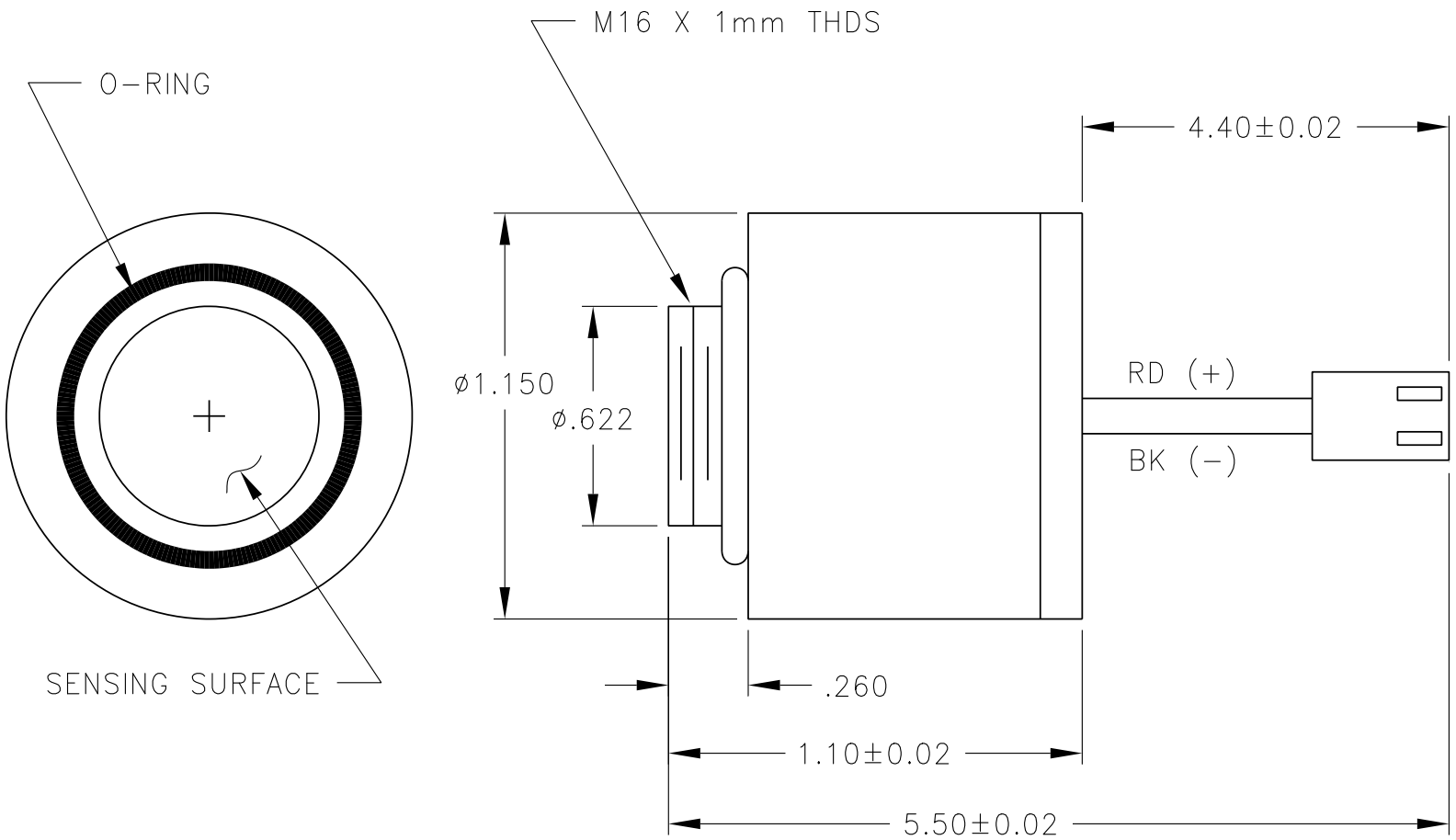
SPECIFICATIONS:


- 1) OUTPUT – $25 \pm 2\text{mV}$ IN AIR AT $25\text{ }^{\circ}\text{C}$, SEA LEVEL.
- 2) RANGE – 0–1 ATM PO_2
- 3) ACCURACY – WITHIN $\pm 1\%$ OF FULL SCALE AT CONSTANT TEMPERATURE AND PRESSURE (0–1 ATM) WHEN CALIBRATED WITH 100% OXYGEN.
- 4) RESPONSE TIME – LESS THAN 6 SECONDS FOR 90% OF FINAL VALUE.
- 5) OFFSET – LESS THAN 0.5% OF OXYGEN EQUIVALENT AT $25\text{ }^{\circ}\text{C}$ ($77\text{ }^{\circ}\text{F}$) IN ZERO GAS AFTER 36 SECONDS.
- 6) HUMIDITY – 0 TO 99% R.H. (NON-CONDENSING).
- 7) OPERATING TEMPERATURE RANGE – 0 TO $40\text{ }^{\circ}\text{C}$ (32 TO $104\text{ }^{\circ}\text{F}$).
- 8) STORAGE TEMPERATURE – 0 TO $50\text{ }^{\circ}\text{C}$ (32 TO $122\text{ }^{\circ}\text{F}$).
- 9) AVG. EXPECTED CELL LIFE – 36 MONTHS IN AIR AT $25\text{ }^{\circ}\text{C}$ AND 50% R.H.
- 10) WEIGHT – 1.0 OZ (28.3 GRAMS).
- 11) LOAD – 10K REQUIRED.
- 12) APPLICATION – FOR SURFACE/ABOVE-WATER DIVING-CYLINDER VERIFICATION APPLICATIONS; NOT INTENDED FOR UNDERWATER USE.

TELEDYNE INSTRUMENTS
Analytical Instruments
Document Control
COPY

REVISIONS

REV	DESCRIPTION	DATE	APP.	REV. BY
0	INIT REL PER ECO 10-0110	05/24/10	MG	VF



ITEM	QTY	PART No.	DESCRIPTION			
BILL OF MATERIAL						
DO NOT SCALE DRAWING			THIS DRAWING IS THE PROPERTY OF TELEDYNE INSTRUMENTS AND CONTAINS CONFIDENTIAL INFORMATION. IT IS NOT TO BE COPIED, REPRODUCED OR USED WITHOUT WRITTEN PERMISSION.			
UNLESS OTHERWISE SPECIFIED DIMENSIONS ARE IN INCHES TOLERANCE: ANGULAR $\pm 1/2^{\circ}$ LINEAR $\left\{ \begin{array}{l} .X = \pm .1 \\ .XX = \pm .02 \\ .XXX = \pm .005 \end{array} \right.$			 TELEDYNE INSTRUMENTS <i>Analytical Instruments</i> A Teledyne Technologies Company City of Industry, California, 91748, USA			
SIGNATURES		DATE	TITLE SPEC. CONTROL DWG. OXYGEN SENSOR CLASS R33S1			SCALE NONE
DRFT: MGONZALEZ		05/24/10				SIM B-72149
CHK:						
APPR:						SHEET 1 OF 1
ENGR: MGONZALEZ						
C.O.: STANDARD		MATL. NONE		DWG NO. B- 84228		REV 0
CAD I.D. B84228-0						