ENG. NO SD-5045-NAG

EDP NO. 22-11-1**1

:MM DIMENSIONS IN METRIC DO NOT SCALE DRAWING

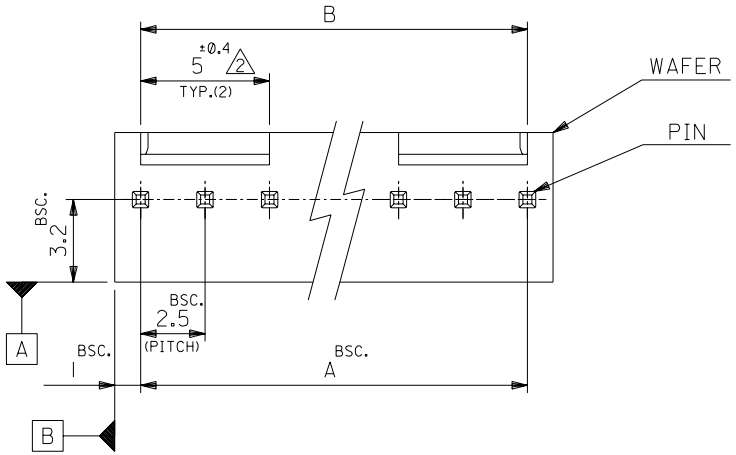

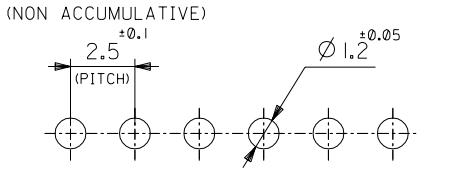

RECOMMENDED P.C. BOARD HOLE DIM.

NOTES

1. MATERIAL
   WAFER : 66NYLON UL94V-0
   PIN : □0.635
   BRASS, GOLD(0.35μmMIN.)
   OVER NICKEL(2μmMIN.) PLATING

△2 TO BE APPLIED FOR 6CKT. AND MORE THAN 6CKT.

△3 NO SLIT IS PROVIDED FOR 5CKT. AND LESS THAN 5CKT.

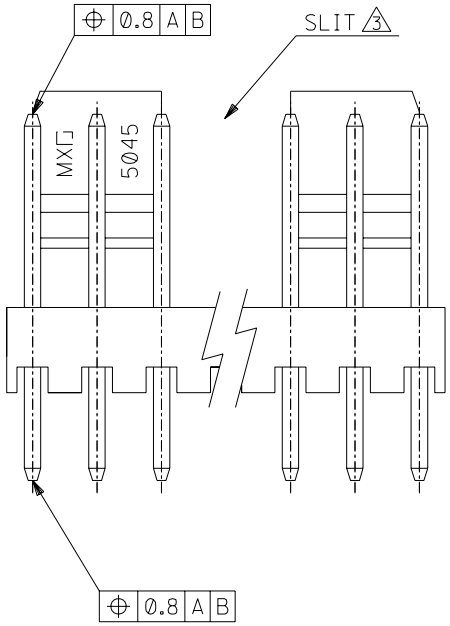

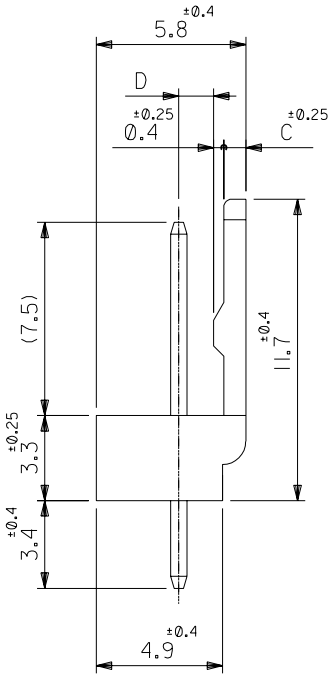

D	C	B	A	EDP NO.	ENG. NO.	CKT.
1.35	0.85	47.5 +0.3 -0.45	47.5	22-11-1201	5045-20AG	20
		45 +0.3 -0.45	45	-1191	-19AG	19
		42.5 +0.3 -0.45	42.5	-1181	-18AG	18
		40 +0.3 -0.45	40	-1171	-17AG	17
		37.5 +0.3 -0.45	37.5	-1161	-16AG	16
		35 +0.3 -0.45	35	-1151	-15AG	15
		32.5 +0.25 -0.45	32.5	-1141	-14AG	14
		30 +0.25 -0.4	30	-1131	-13AG	13
		27.5 +0.25 -0.4	27.5	-1121	-12AG	12
		25 +0.2 -0.4	25	-1111	-11AG	11
		22.5 +0.2 -0.4	22.5	-1101	-10AG	10
		20 +0.15 -0.35	20	-1091	-09AG	9
		17.5 +0.15 -0.35	17.5	-1081	-08AG	8
		15 +0.1 -0.3	15	-1071	-07AG	7
		12.5 +0.1 -0.3	12.5	-1061	-06AG	6
		10 +0.15 -0.3	10	-1051	-05AG	5
1.35	0.85	7.5 +0.15 -0.3	7.5	-1041	-04AG	4
1.2	1	5 +0.15 -0.3	5	-1031	-03AG	3
1.2	1	2.5 +0.15 -0.3	2.5	22-11-1021	5045-02AG	2

角度 ANGLE	±3°
30 以上 OVER	±0.3
10 以上 OVER 30 未満 UNDER	±0.25
10 未満 UNDER	±0.2
一般公差 GENERAL TOLERANCES	

記号 LTR	変更内容 REVISION RECORD	DR.	CHK.	日付 DATE
E	REVISED & REDRAWN (J00300)	Y.M		'90/4/4

REVISE ONLY ON CAD SYSTEM

材料 MATERIAL: SEE NOTES

仕上げ FINISH: —//—

適用電線範囲 WIRE RANGE: —//—

被覆外径 INS. RANGE: —//—

DRAWN BY '90/3/23 Y.MIZUNO

CHK'D BY '91/12/10 M.FUKUSHIMA

APP'D BY '91/12/10 M.ENOMOTO

尺度 SCALE 5 - 1

molex MOLEX-JAPAN CO.,LTD. 日本モレックス株式会社

EDP. NO. 22-11-1**1

ENG. NO. SD-5045-NAG

REV E

TITLE 名称 KK 2.5 WAFER ASS'Y WITH LOCK

THIS DRAWING CONTAINS INFORMATION THAT IS PROPRIETARY TO MOLEX(JAPAN) AND SHOULD NOT BE USED WITHOUT WRITTEN PERMISSION
本図面は日本モレックス（株）の所有する情報を含むもので当社の許可なく複製を禁止する。

MXJ-8

ZF0:1100,0,0161504 5.S13:1

ENG. NO SD-5045-NAG

EDP NO. 22-11-1••1

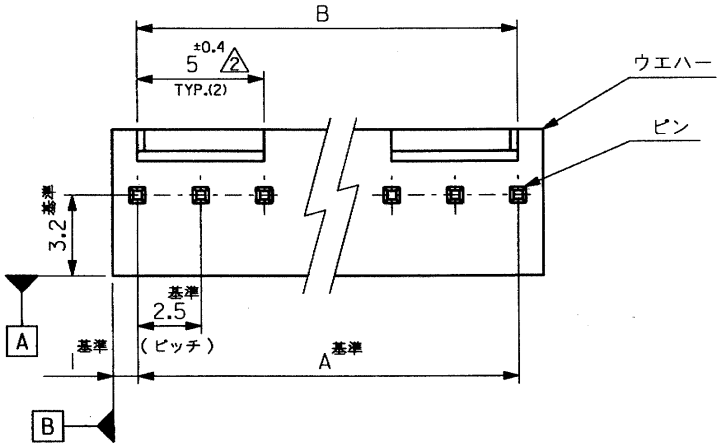

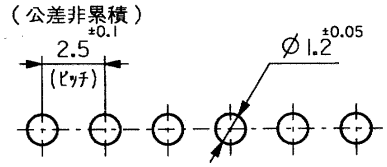

基板取付穴推奨寸法

注記

1. 材料
   ウエハー：66ナイロン，UL94V−0
   ピン：□0.635 黄銅
   ニッケル下地：2μm MIN.
   金メッキ：0.35μm MIN.

△2 6極以上に適用

△3 5極以下はロック部スリットなし

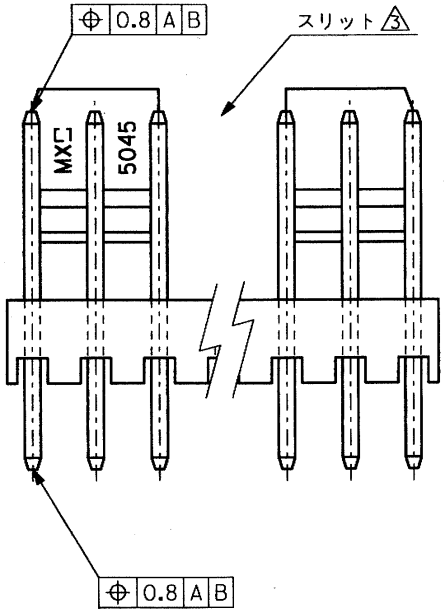

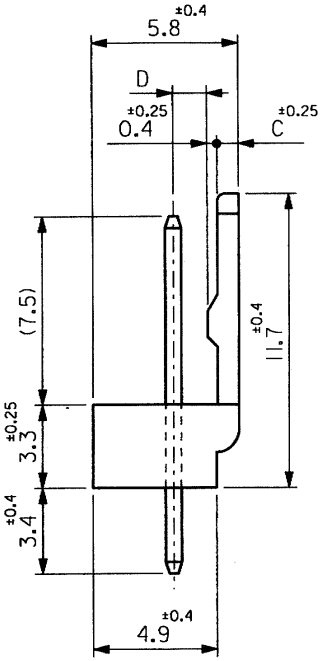

D	C	B	A	EDP. NO.	ENG. NO.	極数
1.35	0.85	47.5 +0.3 -0.45	47.5	22-11-1201	5045-20AG	20
↑	↑	45 +0.3 -0.45	45	↑ -1191	↑ -19AG	19
		42.5 +0.3 -0.45	42.5	-1181	-18AG	18
		40 +0.3 -0.45	40	-1171	-17AG	17
		37.5 +0.3 -0.45	37.5	-1161	-16AG	16
		35 +0.3 -0.45	35	-1151	-15AG	15
		32.5 +0.25 -0.45	32.5	-1141	-14AG	14
		30 +0.25 -0.4	30	-1131	-13AG	13
		27.5 +0.25 -0.4	27.5	-1121	-12AG	12
		25 +0.2 -0.4	25	-1111	-11AG	11
		22.5 +0.2 -0.4	22.5	-1101	-10AG	10
		20 +0.15 -0.35	20	-1091	-09AG	9
		17.5 +0.15 -0.35	17.5	-1081	-08AG	8
		15 +0.1 -0.3	15	-1071	-07AG	7
		12.5 +0.1 -0.3	12.5	-1061	-06AG	6
↓	↓	10 +0.15 -0.3	10	-1051	-05AG	5
1.35	0.85	7.5 +0.15 -0.3	7.5	-1041	-04AG	4
1.2	1	5 +0.15 -0.3	5	↓ -1031	↓ -03AG	3
1.2	1	2.5 +0.15 -0.3	2.5	22-11-1021	5045-02AG	2

角度 ANGLE	±3°
30 以上 OVER	±0.3
10 以上 OVER. 30 未満 UNDER	±0.25
10 未満 UNDER	±0.2
一般公差 GENERAL TOLERANCES	

LTR 記号	REVISION RECORD 変更内容	DR. CHK.	DATE 日付
E	変更及び再作図(J00330)	Y.M. 94.	'90/4/4

REVISE ONLY ON CAD SYSTEM

材料 MATERIAL 注記参照

仕上げ FINISH —//—

適用電線範囲 WIRE RANGE —//—

被覆外径 INS. RANGE —//—

DRAWN BY '90/3/23 Y.MIZUNO

CHK'D BY

APP'D BY 90/4/6

尺度 SCALE 5 - 1

MOLEX-JAPAN CO.,LTD. 日本モレックス株式会社

EDP. NO. 22-11-1••1

ENG. NO. SD-5045-NAG

REV E

TITLE 名称 KK 2.5 WAFER ASS'Y WITH LOCK

:MM DIMENSIONS IN METRIC DO NOT SCALE DRAWING

THIS DROWING CONTAINS INFORMATION THAT IS PROPRIETARY TO MOLEX(JAPAN) AND SHOULD NOT BE USED WITHOUT WRITTEN PERMISSION
本図面は日本モレックス（株）の所有する情報を含むもので当社の許可なく複製を禁止する。

MXJ-8

ZFOxL100.03215045.S10:1