

EXPORTS

PAID FEATURE

Export your survey data in .PDF, .XLS, .CSV, .PPTX, or SPSS format.

Upgrade

Learn more »

RESPONDENTS: 2 of 2

ADD TO DASHBOARD

SAVE AS

QUESTION SUMMARIES

INSIGHTS AND DATA TRENDS

INDIVIDUAL RESPONSES

Page 1

Q1

Which department do you use this item in?

Answered: 2 Skipped: 0

RESPONSES (2)

WORD CLOUD

TAGS (0)

New!

Introducing Sentiment Analysis

Detect the feeling and sentiment behind written responses.

Watch a demo

Try it!

Upgrade

Q

Search Responses

Showing 2 responses

Neonatal Department

10/10/2023 07:13

View re

Nicu

09/10/2023 22:46

View re

EXPORTS

PAID FEATURE

Export your survey data in .PDF, .XLS, .CSV, .PPTX, or SPSS format.

Upgrade

Learn more »

Q2

Which equipment do you use this product in conjunction with?

Answered: 2 Skipped: 0

RESPONSES (2)

WORD CLOUD

TAGS (0)

New!

Introducing Sentiment Analysis

Detect the feeling and sentiment behind written responses.

Watch a demo

Try it!

Upgrade

Q

Search Responses

Showing 2 responses

Phototherapy

10/10/2023 07:13

View re

Neobblue and drager phtototherapy

09/10/2023 22:46

View re

Q3

Show Benchmark

EXPORTS



PAID FEATURE

Export your survey data in .PDF, .XLS, .CSV, .PPTX, or SPSS format.

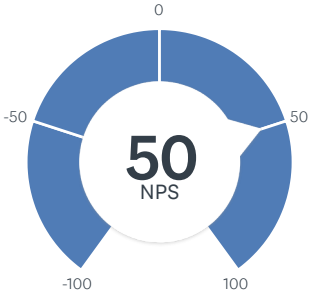
Upgrade

[Learn more »](#)

Q3

How likely is it that you would recommend this product to a friend or colleague?

Answered: 2 Skipped: 0



DETRACTORS (0-6)	PASSIVES (7-8)	PROMOTERS (9-10)	NET PROMOTER® SCORE
0	50%	50%	50
0	1	1	

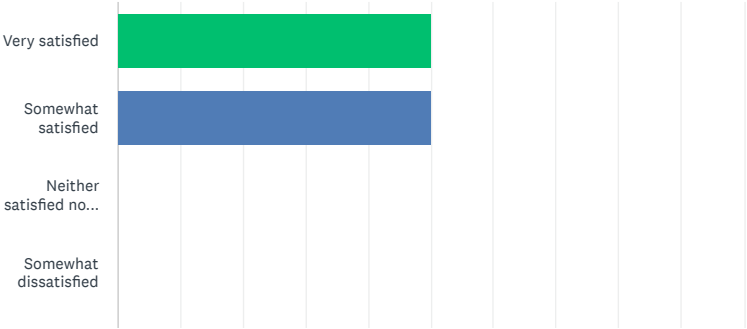
Q4



[Show Benchmark](#)

Overall, how satisfied or dissatisfied are you with our product?

Answered: 2 Skipped: 0



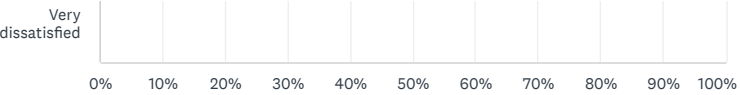
EXPORTS

PAID FEATURE

Export your survey data in .PDF, .XLS, .CSV, .PPTX, or SPSS format.

Upgrade

Learn more »

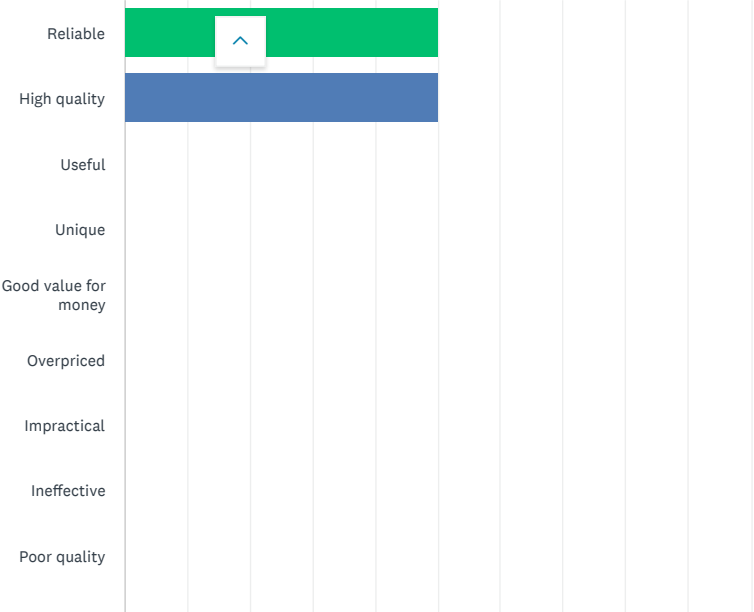


ANSWER CHOICES	RESPONSES
▼ Very satisfied	50.00%
▼ Somewhat satisfied	50.00%
▼ Neither satisfied nor dissatisfied	0.00%
▼ Somewhat dissatisfied	0.00%
▼ Very dissatisfied	0.00%
TOTAL	

Q5

Which of the following words would you use to describe this product? Select all that apply.

Answered: 2 Skipped: 0



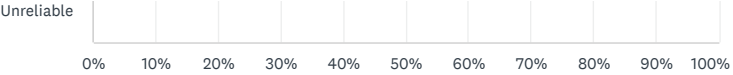
EXPORTS

PAID FEATURE

Export your survey data in .PDF, .XLS, .CSV, .PPTX, or SPSS format.

Upgrade

Learn more »



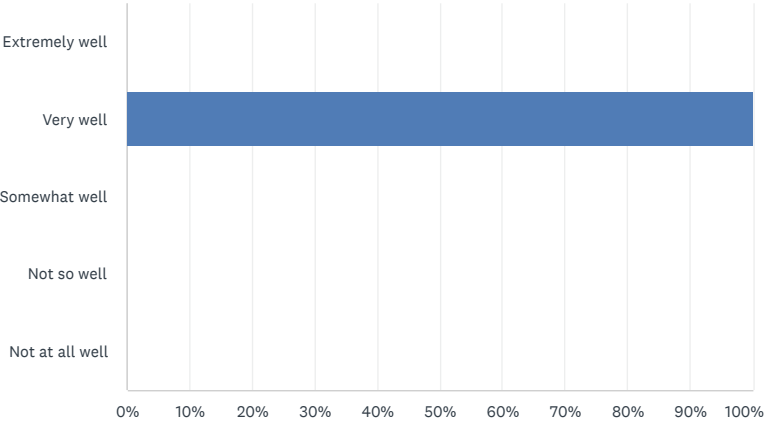
ANSWER CHOICES	RESPONSES
▼ Reliable	50.00%
▼ High quality	50.00%
▼ Useful	0.00%
▼ Unique	0.00%
▼ Good value for money	0.00%
▼ Overpriced	0.00%
▼ Impractical	0.00%
▼ Ineffective	0.00%
▼ Poor quality	0.00%
▼ Unreliable	0.00%
Total Respondents: 2	

Q6

Show Benchmark

How well does this product meet your needs?

Answered: 2 Skipped: 0



EXPORTS

PAID FEATURE

Export your survey data in .PDF, .XLS, .CSV, .PPTX, or SPSS format.

Upgrade

Learn more »

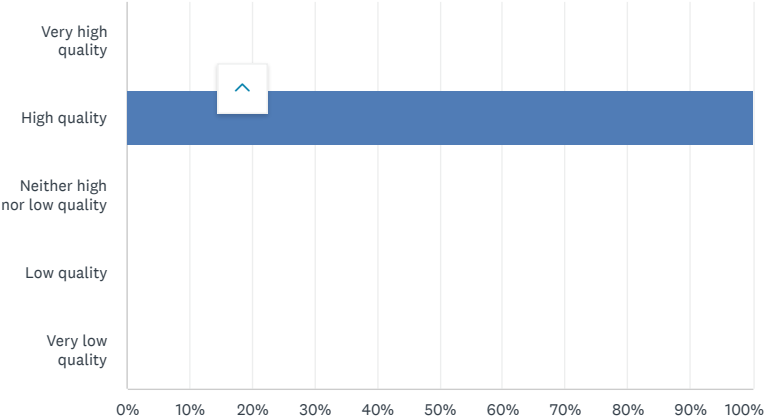
ANSWER CHOICES	RESPONSES
Extremely well	0.00%
Very well	100.00%
Somewhat well	0.00%
Not so well	0.00%
Not at all well	0.00%
TOTAL	

Q7

Show Benchmark

How would you rate the quality of the product?

Answered: 2 Skipped: 0



ANSWER CHOICES	RESPONSES
Very high quality	0.00%
High quality	100.00%
Neither high nor low quality	0.00%

EXPORTS

PAID FEATURE

Export your survey data in .PDF, .XLS, .CSV, .PPTX, or SPSS format.

Upgrade

Learn more »

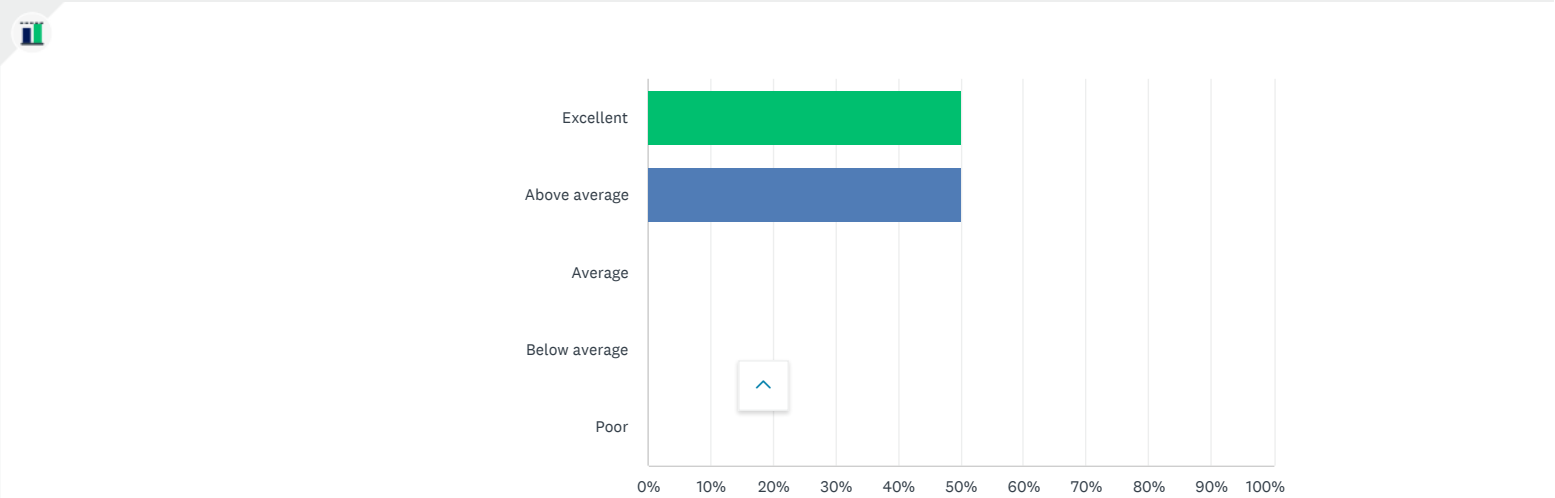
▼ Low quality	0.00%
▼ Very low quality	0.00%
TOTAL	

Q8

Show Benchmark

How would you rate the value for money of the product?

Answered: 2 Skipped: 0



ANSWER CHOICES	RESPONSES
▼ Excellent	50.00%
▼ Above average	50.00%
▼ Average	0.00%
▼ Below average	0.00%
▼ Poor	0.00%
TOTAL	

EXPORTS

PAID FEATURE

Export your survey data in .PDF, .XLS, .CSV, .PPTX, or SPSS format.

Upgrade

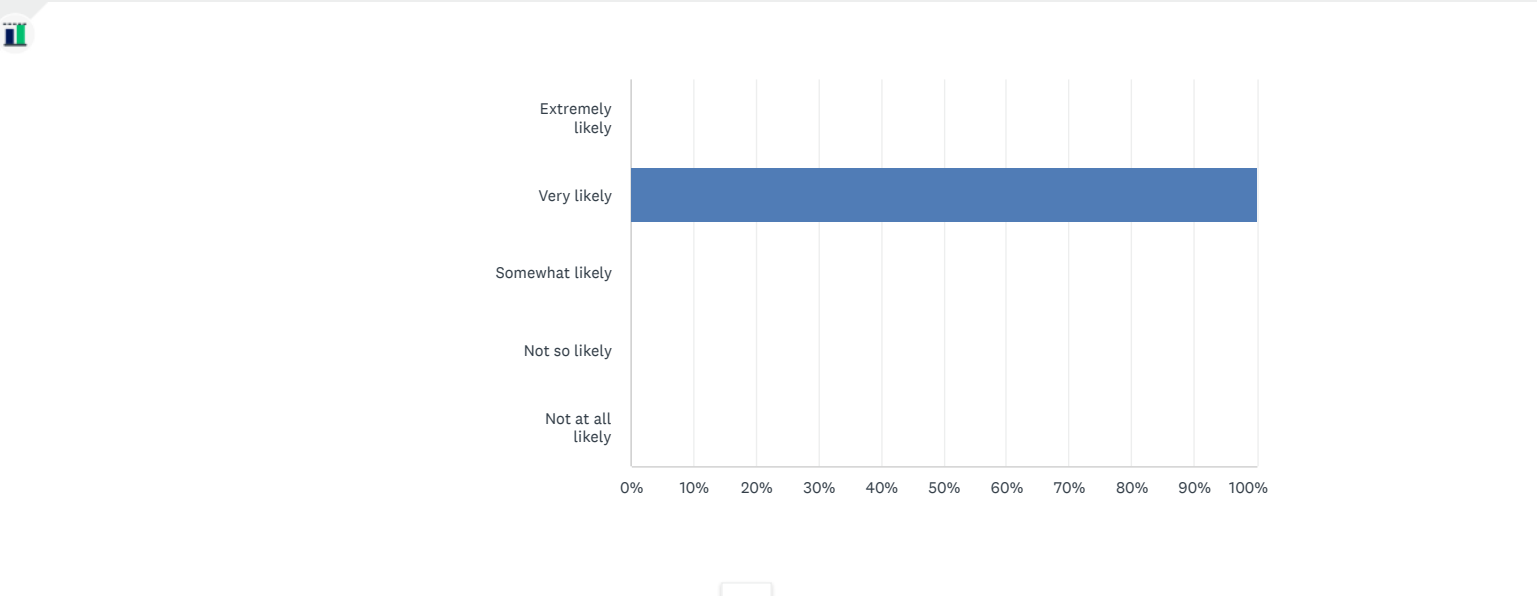
Learn more »

Q9

Show Benchmark

How likely are you to purchase any of these products again?

Answered: 2 Skipped: 0



ANSWER CHOICES	RESPONSES
Extremely likely	0.00%
Very likely	100.00%
Somewhat likely	0.00%
Not so likely	0.00%
Not at all likely	0.00%
TOTAL	

Q10

Do you have any other comments, questions, or concerns?

Answered: 1 Skipped: 1

EXPORTS

PAID FEATURE

Export your survey data in .PDF, .XLS, .CSV, .PPTX, or SPSS format.

Upgrade

Learn more »

RESPONSES (1)

WORD CLOUD

TAGS (0)

New!

Introducing Sentiment Analysis

Detect the feeling and sentiment behind written responses.

Watch a demo

Try it!

Upgrade

Search Responses

Showing 1 response

we suggest to decrease the price.

10/10/2023 07:13

View re

ENGLISH

About Momentive • Careers • Developers • Privacy Notice • California Privacy Notice • Email Opt-In • Help • Cookies Notice • Copyright © 1999-2023 Momentive • Customise