
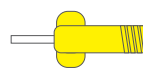


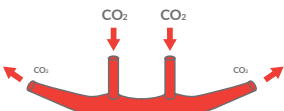
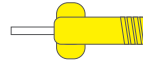








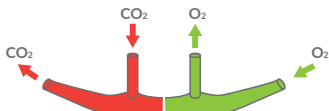
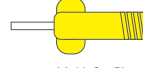



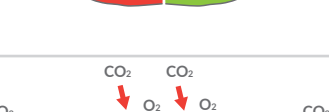




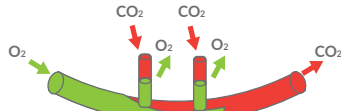
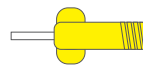



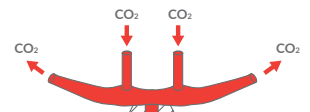
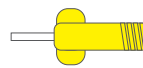



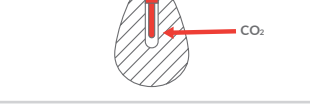




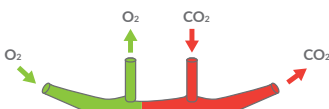
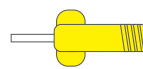



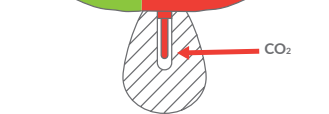




# Microstream Compatible Long Term Use (<72 hours)

pro-breathe™ MS

Part Number	All sample lines are 2.1m long with sampling line ID = 1mm Pump Flow Rate = 50 ml/min			Pack Size	Size	Style	O2 Delivery	Filter
Intubated								
PBMS06620				Box of 25	Adult / Paediatric	22 / 15mm Airway Adapter (SideStream)	N/A	
Non-Intubated								
PBMS06221				Box of 25	Adult	Nasal		
PBMS06222				Box of 25	Paediatric	Nasal		
PBMS06261				Box of 25	Adult	Nasal		
PBMS06262				Box of 25	Paediatric	Nasal		
PBMS06361				Box of 25	Adult	Nasal Duo Flow		
PBMS06421				Box of 25	Adult	Oral - Nasal		
PBMS06422				Box of 25	Paediatric	Oral - Nasal		
PBMS06561				Box of 25	Adult	Oral - Nasal		
PBMS06562				Box of 25	Paediatric	Oral - Nasal	