




Instructions for Use


1. The NeoMask is not a bandage; cover any existing skin abrasions appropriately before use.
2. Remove the NeoMask from the packaging and disconnect the rear fastener.
3. Position the NeoMask such that the blue eye pad covers the patient's eyes. The other tab (upper) is positioned across the patient's forehead.
4. Wrap the NeoMask around the head, so that it covers the ears - then secure together with the rear fastener.
Do not over tighten. Ensure that the mask is not hooked over the ears and that the ears are not folded over.
5. Positioning of the NeoMask can be adjusted by using the front: upper and lower tabs.

 Monitor the position of the NeoMask on a regular basis and ensure that it does not obstruct the patient's nose. If the NeoMask becomes over-stretched, replace with a new one.

Large 1114015: Occipital-Frontal Circumference **32 - 38cm**. Pack of 20

Medium 1114016: Occipital-Frontal Circumference **26 - 32cm**. Pack of 20

Small 1114017: Occipital-Frontal Circumference **20 - 26cm**. Pack of 20

 **Ontecklong Medical Supply Corporation Limited.**
Bldg 5, No. 2 Future Road, Park Zhongshan, Liuhe District
Nanjing, 210048 Jiangsu, P.R. China

Viamed Limited.
15 Station Road, Cross Hills, Keighley, West Yorkshire,
BD20 7DT, United Kingdom




20



Instructions for Use

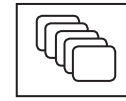
1. The NeoMask is not a bandage; cover any existing skin abrasions appropriately before use.
2. Remove the NeoMask from the packaging and disconnect the rear fastener.
3. Position the NeoMask such that the blue eye pad covers the patient's eyes. The other tab (upper) is positioned across the patient's forehead.
4. Wrap the NeoMask around the head, so that it covers the ears - then secure together with the rear fastener.
Do not over tighten. Ensure that the mask is not hooked over the ears and that the ears are not folded over.
5. Positioning of the NeoMask can be adjusted by using the front: upper and lower tabs.

 Monitor the position of the NeoMask on a regular basis and ensure that it does not obstruct the patient's nose. If the NeoMask becomes over-stretched, replace with a new one.

Large **1114015:** Occipital-Frontal Circumference **32 - 38cm.** Pack of 20

Medium **1114016:** Occipital-Frontal Circumference **26 - 32cm.** Pack of 20

Small **1114017:** Occipital-Frontal Circumference **20 - 26cm.** Pack of 20



20