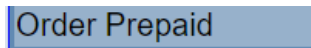
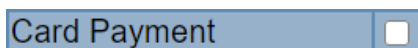


VM3COP20.30 – UK Order Processing – Viamed

Things to remember:

- Every order NEEDS a hospital/company name, department (for hospitals), street name, town/city and postcode
- Applicable memos typed in the notes section on the order processing screen.
- All NHS orders must have a purchase order number
- If pre-payment has been made, make sure you attach copy to 'Payment Notification if applicable' and click 'Order Prepaid'. 
- Should the customer wish to pay for an order by Debit/Credit Card/Visa Card (we do NOT accept American Express) then you need to click the box next to 'Card Payment', this notifies Goods Out that payment needs to be taken before dispatching.



If a card payment is required to be taken for a Proforma or Quotation, this box needs to be ticked and Goods Outs notified by Skype to process payment. Once payment is confirmed by Goods Out and the Proforma/Quotation can be turned into an order, the 'Order Prepaid' button needs to be ticked and notes added. The order should then be processed as per the following procedures.

Orders most frequently arrive via email, but they may also be faxed, sent through an e-procurement system or sent in the post; some customers also order over the telephone or upload directly to our website.

E-procurement System Orders

When an order is sent to Viamed through an e-procurement system, an email will be received. Follow procedures VM3COP03.06 for Cardea, and VM3COP27.30 for Catalog360 Circle.

Telephone Orders

Telephone Order ID 5447

Contact Name: Caroline Apin
 Contact Department:
 Contact Email: 500005130@falemail.com
 Contact Telephone: 01803 655458
 Contact Account:

Delivery Address
 Torbay Hospital
 Stock Control - Medical Elg
 Lawes Bridge
 Devon
 Torquay
 TQ2 7AA

Invoice Address
 Torbay & South Devon NHS
 foundation Trust, Accounts
 Payable Dept, Regent House
 Regent Close
 Torquay
 TQ2 7AN
 01803 653393

Order Notes:
 3X 0021013
 Order Number:
 1204291

Payment Card Details:
 Card Type:
 Name On Card:
 Card No. **** *
 Card Type:
 Issue Number:
 Security Number:
 Start Date:
 End Date:
 Registered House number
 Registered Post Code

A telephone order will appear as shown to the left. The delivery and invoices addresses are noted, as are the contact name, order number and product details.

If you have taken the order yourself, this needs to be printed to PDF before processing.

Please see VM3COP27.29 for details on how to take a telephone order.

Fax Orders

PURCHASE ORDER

Order No: 1204291

Order Date: 12/04/2011

Order Time: 10:00

Order Status: OPEN

Order Type: FAX

Order Reference: 1204291

Order Description: 1204291

Order Details:

Line	Qty	Unit Price	Total Price	Product Code	Product Description
1.000	1.000	10.00	10.00	1204291	1204291
2.000	1.000	10.00	10.00	1204291	1204291
3.000	1.000	10.00	10.00	1204291	1204291
4.000	1.000	10.00	10.00	1204291	1204291
5.000	1.000	10.00	10.00	1204291	1204291
6.000	1.000	10.00	10.00	1204291	1204291
7.000	1.000	10.00	10.00	1204291	1204291
8.000	1.000	10.00	10.00	1204291	1204291
9.000	1.000	10.00	10.00	1204291	1204291
10.000	1.000	10.00	10.00	1204291	1204291
11.000	1.000	10.00	10.00	1204291	1204291
12.000	1.000	10.00	10.00	1204291	1204291
13.000	1.000	10.00	10.00	1204291	1204291
14.000	1.000	10.00	10.00	1204291	1204291
15.000	1.000	10.00	10.00	1204291	1204291
16.000	1.000	10.00	10.00	1204291	1204291
17.000	1.000	10.00	10.00	1204291	1204291
18.000	1.000	10.00	10.00	1204291	1204291
19.000	1.000	10.00	10.00	1204291	1204291
20.000	1.000	10.00	10.00	1204291	1204291
21.000	1.000	10.00	10.00	1204291	1204291
22.000	1.000	10.00	10.00	1204291	1204291
23.000	1.000	10.00	10.00	1204291	1204291
24.000	1.000	10.00	10.00	1204291	1204291
25.000	1.000	10.00	10.00	1204291	1204291
26.000	1.000	10.00	10.00	1204291	1204291
27.000	1.000	10.00	10.00	1204291	1204291
28.000	1.000	10.00	10.00	1204291	1204291
29.000	1.000	10.00	10.00	1204291	1204291
30.000	1.000	10.00	10.00	1204291	1204291
31.000	1.000	10.00	10.00	1204291	1204291
32.000	1.000	10.00	10.00	1204291	1204291
33.000	1.000	10.00	10.00	1204291	1204291
34.000	1.000	10.00	10.00	1204291	1204291
35.000	1.000	10.00	10.00	1204291	1204291
36.000	1.000	10.00	10.00	1204291	1204291
37.000	1.000	10.00	10.00	1204291	1204291
38.000	1.000	10.00	10.00	1204291	1204291
39.000	1.000	10.00	10.00	1204291	1204291
40.000	1.000	10.00	10.00	1204291	1204291
41.000	1.000	10.00	10.00	1204291	1204291
42.000	1.000	10.00	10.00	1204291	1204291
43.000	1.000	10.00	10.00	1204291	1204291
44.000	1.000	10.00	10.00	1204291	1204291
45.000	1.000	10.00	10.00	1204291	1204291
46.000	1.000	10.00	10.00	1204291	1204291
47.000	1.000	10.00	10.00	1204291	1204291
48.000	1.000	10.00	10.00	1204291	1204291
49.000	1.000	10.00	10.00	1204291	1204291
50.000	1.000	10.00	10.00	1204291	1204291
51.000	1.000	10.00	10.00	1204291	1204291
52.000	1.000	10.00	10.00	1204291	1204291
53.000	1.000	10.00	10.00	1204291	1204291
54.000	1.000	10.00	10.00	1204291	1204291
55.000	1.000	10.00	10.00	1204291	1204291
56.000	1.000	10.00	10.00	1204291	1204291
57.000	1.000	10.00	10.00	1204291	1204291
58.000	1.000	10.00	10.00	1204291	1204291
59.000	1.000	10.00	10.00	1204291	1204291
60.000	1.000	10.00	10.00	1204291	1204291
61.000	1.000	10.00	10.00	1204291	1204291
62.000	1.000	10.00	10.00	1204291	1204291
63.000	1.000	10.00	10.00	1204291	1204291
64.000	1.000	10.00	10.00	1204291	1204291
65.000	1.000	10.00	10.00	1204291	1204291
66.000	1.000	10.00	10.00	1204291	1204291
67.000	1.000	10.00	10.00	1204291	1204291
68.000	1.000	10.00	10.00	1204291	1204291
69.000	1.000	10.00	10.00	1204291	1204291
70.000	1.000	10.00	10.00	1204291	1204291
71.000	1.000	10.00	10.00	1204291	1204291
72.000	1.000	10.00	10.00	1204291	1204291
73.000	1.000	10.00	10.00	1204291	1204291
74.000	1.000	10.00	10.00	1204291	1204291
75.000	1.000	10.00	10.00	1204291	1204291
76.000	1.000	10.00	10.00	1204291	1204291
77.000	1.000	10.00	10.00	1204291	1204291
78.000	1.000	10.00	10.00	1204291	1204291
79.000	1.000	10.00	10.00	1204291	1204291
80.000	1.000	10.00	10.00	1204291	1204291
81.000	1.000	10.00	10.00	1204291	1204291
82.000	1.000	10.00	10.00	1204291	1204291
83.000	1.000	10.00	10.00	1204291	1204291
84.000	1.000	10.00	10.00	1204291	1204291
85.000	1.000	10.00	10.00	1204291	1204291
86.000	1.000	10.00	10.00	1204291	1204291
87.000	1.000	10.00	10.00	1204291	1204291
88.000	1.000	10.00	10.00	1204291	1204291
89.000	1.000	10.00	10.00	1204291	1204291
90.000	1.000	10.00	10.00	1204291	1204291
91.000	1.000	10.00	10.00	1204291	1204291
92.000	1.000	10.00	10.00	1204291	1204291
93.000	1.000	10.00	10.00	1204291	1204291
94.000	1.000	10.00	10.00	1204291	1204291
95.000	1.000	10.00	10.00	1204291	1204291
96.000	1.000	10.00	10.00	1204291	1204291
97.000	1.000	10.00	10.00	1204291	1204291
98.000	1.000	10.00	10.00	1204291	1204291
99.000	1.000	10.00	10.00	1204291	1204291
100.000	1.000	10.00	10.00	1204291	1204291

Orders which arrive via fax will appear the same way as an email PDF order and should be processed normally. They are sent to fax@viamed.co.uk

Please remember to acknowledge the order and advise of expected dispatch date by email if an email address has been supplied, or by fax if no email address is available on the purchase order or IntraStats Customer Relationship Management (CRM) system.

Email Orders

Google

viamedinbox@gmail.com

1-1 of 1

COMPLETE

PECOS eProcurement Purchase Order GMPN942666 - Attached are documents related to purchase order GMPN942666

Inbox

More

Purchase Order GMPN942666

PECOS eProcurement <support@elcom.com>

to Viamed

Attached are documents related to purchase order GMPN942666

popprint.pdf

Click here to Reply, Reply to all or Forward

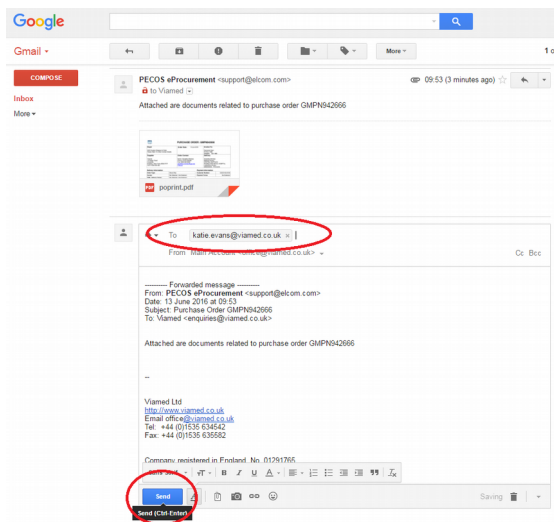
14.6 GB (14%) of 100 GB used

14.6 GB (14%) of 100 GB used

14.6 GB (14%) of 100 GB used

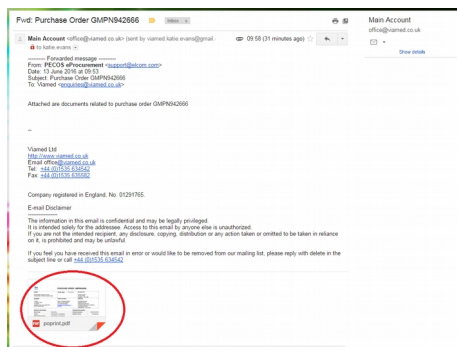
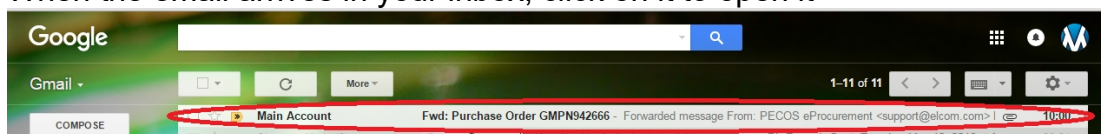
When an order is received in the main inbox, click on it to open it.

Click the arrow on the right and click forward.



Type your Viamed email address in to the 'To:' field and click send. E.g.
 firstname.lastname@viamed.co.uk

When the email arrives in your inbox, click on it to open it



Click on the attachment, where provided, to open it.

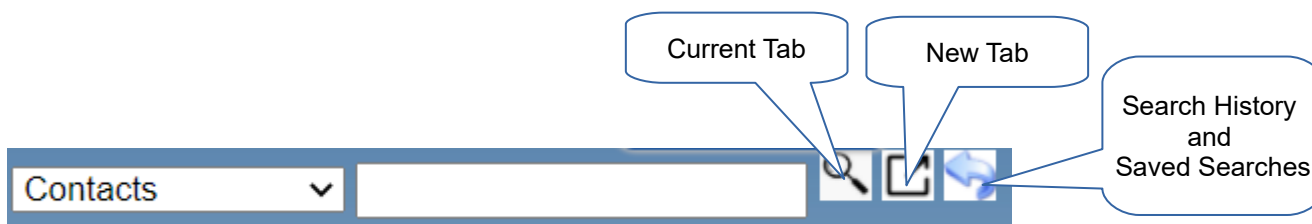


Click the download button at the top of the page and open to view contents. Please be aware of where this is downloaded to as you will need it later to upload to the order processing page.




Follow the steps on VM3COP20.16 for eBay for downloading the documents then following the order processing procedure below.

Order Processing

From IntraStats, using the drop down menu at the top right of any screen, click the arrow and select 'Contacts', in the Search box type the name of the Company you wish to process the order for. Use the following buttons to open in current tab, new tab or to look up search histories or saved searches.



Click the hospital/company name you processing the order for. Any line highlighted in green are an account which has been used recently within the new system.
For example Airedale Hospital...

Hospital / Organisation Names									
<input type="checkbox"/>		00002360	Contacts #32	Airedale General Hospital	Keighley	BD20 6TD	0153 565 2511	NHS Hospital End User	Credit Credit
<input type="checkbox"/>		00010590	Contacts #1	Airedale Fire Protection		BD20 OLS	0153 565 2069	Supplier	
<input type="checkbox"/>		00002360	Contacts #8	Airedale Hospital AGH Solutions	Keighley	BD20 6TD	0153 565 2511	NHS Hospital End User	Credit
Request Merge Companies									

This will open up a page similar to this:


Airedale General Hospital

CID826 Opera 00002360 Type: NHS Hospital End User
 Airedale General Hospital Finance Dept AGH 4793, Skipton Road, Steeton, Keighley, UK, Keighley, BD20 6TD
 Tel 01535 652511 [Log Call](#)
 Credit Credit

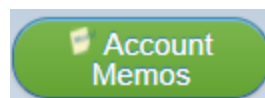
[Account Home](#)
[Main Details](#)
[Sales History](#)
[Stock References](#)
[Customer Returns](#)
[Service Visits](#)
[Distributor Agreements](#)
[Documents Files](#)


CONTACTS

[Add New Contact](#)
[Merge Contacts](#)

Sales Order	Purchase Order	Contact	Department	Position	Direct Phone	Email
<input type="checkbox"/>  Viamed Add S.O.	<input type="checkbox"/>	       No Name				
<input type="checkbox"/>  Viamed Add S.O.	<input type="checkbox"/>	       Adele Brown		Procurement	0153 529 4515	adele.brown@anhst.nhs.uk
<input type="checkbox"/>  Viamed Add S.O.	<input type="checkbox"/>	       Amy Rooke			0153 565 2511	amy.rooke@anhst.nhs.uk
<input checked="" type="checkbox"/>  Viamed Add S.O.	<input type="checkbox"/>	       Amy Rooke	Supplies		0153 565 2511	Amy.Rooke@anhst.nhs.uk
<input type="checkbox"/>  Viamed Add S.O.	<input type="checkbox"/>	       Andrew Barlow	Medical Engineering Dept.		0153 529 3417	andrew.barlow@anhst.nhs.uk

Account Memos - Check if there are any account memos for this order, this can be found in Main Details and then Account Memos.




PURCHASE ORDER: GMPN942666

Buyer NHS Greater Glasgow & Clyde Please Refer To Order Contact Details	Order Date: 13-Jun-2016	Invoice To: Payments Dept. PO Box 7388 Glasgow, G51 9BS
Supplier Viamed 15 Station Road Crosshills Keighley, West Yorks BD20 7DT Fax: 01535 635 562	Order Contact Name: Geraldine McIntee Phone: 01475 504650 Fax: 0000 000 0000 geraldine.mcintee@ggc.ac.uk gla.ac.uk	Delivery Geraldine McIntee Medical Physics CENTRAL SUPPLIES INVERCLYDE ROYAL HOSPITAL LARKFIELD ROAD GREENOCK, PA16 0XN
Delivery Information	Payment Information	

On the order PDF, find the contact name. Then find this name on the company/hospital list on Intrastats and click the Add S.O. button to the left of the name.

This opens the customer order processing page, it will also show you the order number beginning CVM (for Viamed orders).

If the 'Add S.O.' button does not show, please follow these steps:




1. Go to Main Details page, and check that there is a 'Price List to Use' selected.

2. Edit the contact who you want to assign the order to, scroll to the bottom of the page and check that 'Allow Sales Order' is ticked.

3. Scroll to the top of the page and click 'Update Details Below' button.

Depending if this account has been used before, you may be required to fill in some additional information, see below:



Viamed Customer Order CVM127068

DELETE Order
127068


Viamed Account - Please Fill in the Following:

Main Details

Opera_Region	<input type="text"/>
Opera_Territory	<input type="text"/>
Opera_Cust_type	<input type="text"/>
Opera_Price List	<input type="text" value="0001"/>
Opera I Account if applicable	<input type="text"/>
Vat Number	<input type="text"/>

0001 - UK GBP End User

Returning to the order you are processing, please make sure all fields are completed:

Order id	#127132	This can be Order, Proforma or Quotation
HOST COMPANY	 Viamed Customer	
Order Type	Customer Order ▼	Click this if payment has been received, make sure you upload document below
Order Prepaid	<input type="checkbox"/>	
Card Payment	<input type="checkbox"/>	Click this if a card payment is required
Contact Name	Catrin Hollings ▼	
End User If Known	▼	Click this if a card payment is required
Customer Reference	<input type="text"/>	
Customer Reference Extra Line	<input type="text"/>	
Customer Contact Tel	<input type="text"/>	
Customer Order PDF	Please Enter Customer Reference	When a customer reference is added, the below will appear: <div> <input type="button" value="Choose file"/> No file chosen <input type="button" value="Upload File"/> </div>
VAT Exempt Certificate	Please Enter Customer Reference	
Payment Notification if applicable	<input type="button" value="Choose file"/> No file chosen <input type="button" value="Upload File"/>	
Order Priority	0	Upload document here, if payment has been received
Due Date	11/11/2020	
Inco Terms	▼	
Inco	<input type="text"/>	
OUR Staff Name FOR Paperwork	▼	
Part Ship Allowed	<input type="checkbox"/>	
Ship Early Allowed	<input type="checkbox"/>	
Hold / Stop Invoices being sent	<input type="checkbox"/>	

Note: All NHS customers MUST provide a valid purchase order number.

Carriage / Delivery Codes

From the products ordered, establish which courier is suitable utilising the Customer Postage Pricing documents VM3COP03.011 and VM3COP20.34. If the customer would like to use their own courier, enter the 'Priority' as '2' and enter the 'Due' date as per cut-off times listed on the Customer Postage Pricing document VM3COP03.011 and VM3COP20.34.

This document also advises if the appropriate courier is UPS or Royal Mail for the most popular products; alternatively, check the Opera Stock page. Enter the appropriate 'Priority' code and 'Due' date as per cut-off times.

Priority 1 – Urgent order to be processed immediately (only to be used when the purchase order/customer states it is urgent or MUST be shipped same day)

Priority 2 – Courier other than UPS or Royal Mail

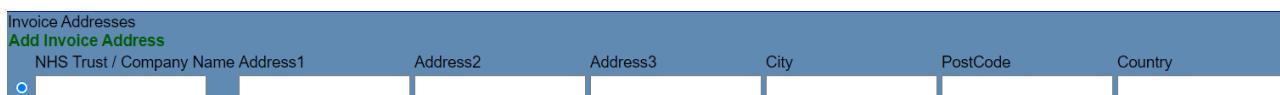
Priority 3 – UPS – all services

Priority 4 – Royal Mail – all services

Invoice and Delivery Address

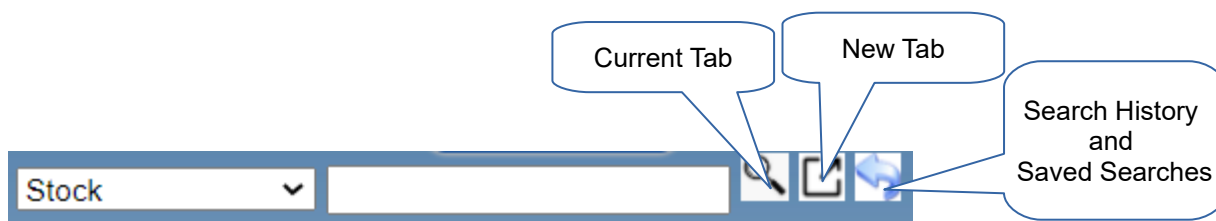
From the purchase order please select, using the white circle to the left of the line, the correct invoice and delivery addresses from the list provided.

Should the relevant address not be included please click 'Add Invoice Address' or 'Add Delivery Address', this will refresh the page and provide you with fields to input.



Check Stock Quantities

Using the drop down menu to the top right of any screen. Click the arrow and select 'Stock', in the search box for the part number and click the relevant icon, as below.



When you have found the product code you require, click on the BOX icon to display the current stock levels.



If there is no stock, please make sure you inform the customer and provide a lead-time, where possible. If alternatives are available you may provide them with these options also.

You should also check the '£' page and check if the item requires a carriage charge. Currencies and customers that qualify for free carriage have a statement highlighted in blue next to their price.

For distributor and automotive carriage charges, see VM3COP20.34

Check these details for all products listed on the purchase order.

If these details are incorrect or if applicable carriage charges have not been added to the purchase order, return to the order processing page and change the priority to '8', please contact the customer before proceeding. Contact the customer by telephone, if possible, but email if they are unavailable. Please add any correspondence or notes to goods out on the notes section.

Order Notes

Add any notes in the notes box on the purchase order page of any contact you have had with the customer and their response. If the customer accepts the changes and is happy to proceed, change the priority back to the appropriate number and proceed.

Note: ALL orders must be entered into IntraStats even if awaiting action

Adding Stock

When you are satisfied that all the prices and carriage charges are correct or have been accepted by the customer, return to the customers CVM in IntraStats and proceed as follows.

Item to Order' box.

Enter the part number in the 'Add Stock

Should there be not part number, items can be added in the 'Descriptive Item' box.

Enter the quantity required, please note the price should change accordingly if quantity discounts are available. Leave the due date unless you have different requirements per line. As this is set by the overall 'Due Date' at the top of the page.

Ensure the pricing and quantity is correct before proceeding. When confirming a price discrepancy on a purchase order, we must ensure that we advise the customer whether the price is simply incorrect or whether a price break applies to the quantity that they have ordered.

Once happy all information is correct, click 'Add to Order'.

PriceList	Stock Reference	Description	Quantity On Order	Unit Price	Due Date	Add To Order
0001	0110017	Teledyne Oxygen Sensor R-17MED	<input type="text"/> Update QTY	£ 42.00 Update Price	09/11/2020 <input type="text"/>	Add to Order 42.00

When all items on the purchase order have been entered, the carriage must be added. *All Viamed orders must include a carriage line.*

Carriage Charges and Codes

To establish which courier to use, check the 'UK Postage Pricing Guide' document VM3COP03.011 and VM3COP20.34 for automotive and distributor postage pricing.

For Royal Mail, enter 'PPRD' into the 'Add Stock Item to Order' box; for UPS, enter 'PPUPS1' into the 'Add Stock Item to Order' box.

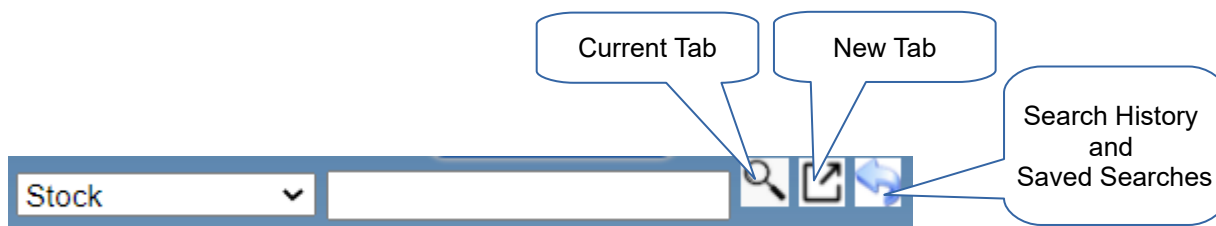
In some circumstances, customers may request express or special deliveries, refer to VM3COP03.01 to choose the correct reference number. Quantity should always be 1 unless advised otherwise by Goods Out.

Enter the required price into the 'Unit Price' box, leave blank if the order qualifies for free carriage, click 'Add to Order' complete the line.


If you are unsure of which courier to use or of how much carriage to charge, check the IntraStats memo, check with colleagues in the office or with the Goods Out department.

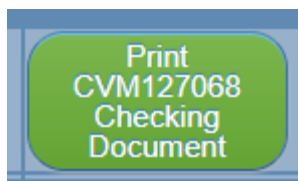
Stock Memos

To check a stock memo, use the drop down menu to the top right of any screen. Click the arrow and select 'Stock', in the search box for the part number and click the relevant icon, as below.



Type in the part number or description required and click the new tab icon so that it opens the stock search in a separate tab.

 Click the large M for 'Memo' against the part number you require and you will be presented with additional information regarding the product. Locate carriage information and add this information to the order accordingly.



Proofing / Checking Order / Error Amends

When you have all of the products and one carriage line entered into IntraStats, click 'Print CVM***** Checking Document', this will generate a PDF of the order. Check that all information is displayed correctly.

Should there be any errors click the back button on your browser and amend then repeat the step.

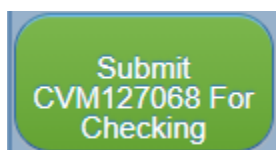
Item Reference	Description	Quantity	£ Unit	£ Unit Vat	£ Total
PPRD	Delivery - Royal Mail 1st Class Signed	1	0.00	0.00	0.00
0110017	Teledyne Oxygen Sensor R-17MED	1	42.00	8.40	50.40



If the carriage line is not situated below all the products on the order, return to the order processing screen and click the arrow at the end of the carriage line, this will move that line to the bottom of the order.

Once happy that the PDF is all displayed correctly, click the back button and this shall return you to the order processing page.

Submit for Checking



Now the order is reading for checking, click the 'Submit CVM***** for Checking' button and this will add the order to the list for checking. Send a Skype message to 'Viamed Order Checking' or 'Viamed Employees' group stating the CVM number and ask for some to check.

See VM3COP30.32 Order Checking for this process. Once checking has been completed, it will appear on the 'Active List'.

Large Value Order

If the order totals £10,000 or more, a director's sign off is required. Locate a director and ask them sign off on the system.

Credit Card Payments

If the customer is paying with a credit or debit card, add a BOLD/RED note on the order processing page for Goods Out to contact the customer. Should it be a different contact number than the one added previously, please add this also.

If you are processing a quotation or proforma which require prepayment, please ask Goods Out to process the payment so that you can turn it into an order. See page 12 for how to do this.

Order Acknowledgement

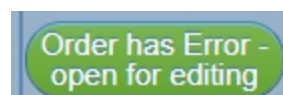
Acknowledge the order and advise customer of dispatch date or lead time.

Editing an OrderIf an order needs editing, for example, if the priority needs to be changed. Click the 'Opera Data' icon in IntraStats and click 'Outstanding Customer Orders'. This will take you to a full list of orders being processed through the system.



Locate the order you want to edit and click the 'Details' button, this will open the order processing page as before.

This page is currently locked as it has been processed to checking. To be able to edit, click the 'Order has Error – open for editing' button.




Enter the reasoning for editing the order and click 'Confirm Open Order for Editing'. This opens the page so it is now editable then make amends as required. Should you wish to remove a line from the order, you must amend the quantity to 0 and refresh the page.

Once an order has been edited, it must be rechecked – following the steps in section 'Submit for Checking' section above.

VAT

If an order is VAT exempt, you will need to ensure you acquire a VAT exemption certificate from the customer before proceeding. A new VAT exemption certificate is needed for each order. Process the order on IntraStats but ensure the priority is stated as '8' until the certificate is received. Once received, pass to the accounts department to ensure it is valid and ask them to sign off.



Once validated and signed off, upload the VAT certificate to the 'VAT Exempt Certificate' section at the top of the order screen. Once uploaded it will state 'Yes' next to the title.

Ensure the VAT is removed from product and carriage lines. To do this, click the box in the 'VAT E' column against the relevant line.

Carriage

If the order contains products that have both free and chargeable carriage, the carriage is free unless the courier service needs to be upgraded due to the chargeable items.

E.g. If a customer orders 1 box of flow sensors (free carriage), they would normally be sent free via Royal Mail (1 box only), but if they order an AX300i (chargeable carriage) which does not have free carriage and must be sent via UPS, the courier would need to be upgraded from Royal Mail to UPS and would be chargeable.

Priority 1

If the purchase order states that the order is urgent, ensure stock is available and call the customer to ask which date they need the order for. If they need it the next day or you are unable to contact them, set the priority as '1'. Ask a director to sign off on the system. Add memo to the order stating: 'When order picked inform:' to *Your name*.

Once checked, inform Goods Out that there is a priority 1 order on the system.

Discounts

If any order has a discount applied or has any free of charge items/carriage (lines which would normally be chargeable), ask a director to add note to the order notes before proceeding to the checking stage.

PayPal

On occasion, a customer may wish to pay via PayPal. Should this occur, add a line above the carriage line. Use reference 'PAYPAL', and calculate 6% of the total cost of the order including VAT (excluding this PayPal charge). Add this calculated charge to the 'Unit Price' box.

E.g. Products totalling £650 with a £10 carriage charge would equal £792 including VAT. The PayPal charge would be 6% of the total including VAT therefore the PayPal charge in this example is £47.52.



Should you need to insert a link you will need to reorder the lines click the arrow at the end of the line, this will move that line to the bottom of the order.

If no PO number is provided click the 'Non given' button next to customer reference and the system will automatically generate one for you.

Western Union Payments

On occasion, a customer may wish to pay via Western Union. Should this occur, add a line above the carriage line. Use reference 'BC', amend the description to 'Western Union Charge'. The charge is £15, add this to the 'Unit Price' box.

Note: The customer will need the full name, including any middle names, of the person who collects the payment; this would normally be Helen. Helen's full name is Helen Jean Lamb, please ensure the customer uses this when making their payment.

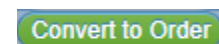
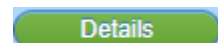
Additional Notes

If a PO has two or more lines of the same part number, the system will automatically group them together per sales value, for example an order for 2 x R-17MED plus 3 x R-17MED (chargeable) plus 1 x R-17MED (free of charge) will show on the invoice as 5 x R-17MED (chargeable) and 1 x R-17MED (free of charge).

For orders that are solely for calendars or posters, add notes to order processing page stating to ship with next order.

Converting Proforma/Quotation to Order

Once payment has been received or quotation accepted with a purchase order being received, find the order on the 'Customer Sales Orders' page and click the details button. This will open the order processing page. Scroll down the page until you see the green buttons and click 'Convert to Order'. Check all information is correct and re-submit the order for checking.



Deleting Orders



Should the order need to be deleted, please be aware these are not retrievable and would require reentering should you delete it. At the top of the customer order page click the 'DELETE Order *****' button. Please enter the relevant reason for deletion and click 'Delete *****'.

Once deleted you will need to start a new sales order.