

⚠ Warning: Do not cut or remove any part of the sampling line, this could lead to erroneous readings.

⚠ Warning: Loose or damaged connections may compromise ventilation or cause an inaccurate measurement of breathing gases. Securely connect all components and check connections for leaks according to standard clinical procedures.

⚠ Warning: Single-patient use. Due to risk of cross contamination, do not re-use.

⚠ Warning: Products with O₂ supply are not intended to deliver other gases or liquids to the patient.

📖 Caution: Do not attempt to clean, disinfect, sterilize or flush any part of the sampling line, as this can cause damage to the patient monitoring device.

📖 Caution: Dispose of sampling lines in accordance with standard operating procedures or local regulations for the disposal of contaminated medical waste.

Note: Replace the sampling line in accordance with hospital protocols or when a blockage is indicated by the patient monitoring device. Excessive patient secretions or a build-up of liquids in the airway tubing may occlude the sampling line, therefore requiring more frequent replacement.

Only for sampling lines with an airway adapter:

⚠ Warning: When using with a closed suction system, do not place the airway adapter (tee) between the suction catheter and endotracheal tube. This is to ensure that the airway adapter does not interfere with the functioning of the suction catheter.

Note: During nebulization or suction, in order to avoid moisture build up and sampling line occlusion, remove the sampling line connector from the patient monitoring device.

Note: Insert the sampling line connector into the CO₂ port of the patient monitoring device and ensure that it is connected securely. This will ensure that there is no leakage of gases during measurement at the connection port and that measurement accuracy is not compromised.

Note: Following connection of the CO₂ sampling line, check that CO₂ values appear on the display of the patient monitoring device.

Note: During setup, ensure that airway adapter can be easily attached and detached from the tubing before proceeding.

Contraindications

To avoid damage to the skin of the nose, do not exceed the maximal O₂ flow rate of 5 l/min.

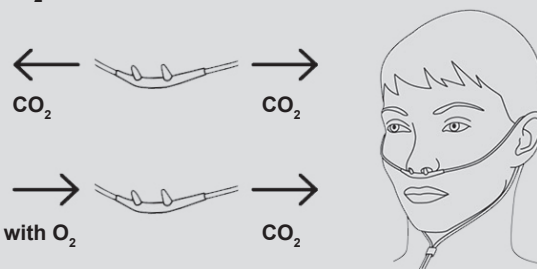
There are no known contraindications for patient monitoring with the sampling lines provided that the data obtained by the patient monitoring device is evaluated with consideration given to the patient's clinical condition.

Federal law (U.S.) restricts this device to sale by or on the order of a physician.

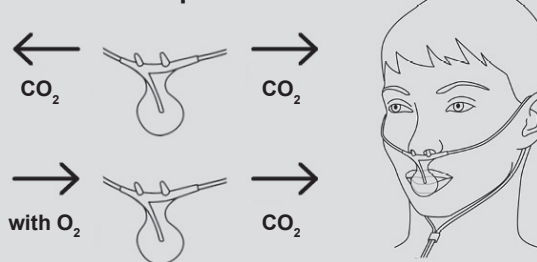
VersaStream® Instructions for use

For reasons of hygiene, replacing long term sampling lines within a maximum period of 72 hours is recommended.

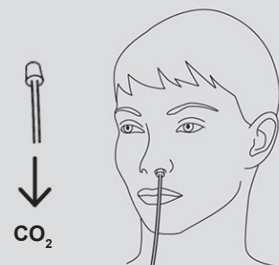
CO₂ nasal sampling line for non-intubated patients



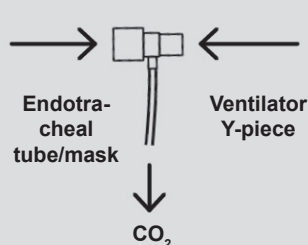
CO₂ oral/nasal sampling line for non-intubated patients



CO₂ nasal prong sampling line for non-intubated patients



CO₂ sampling line with airway adapter for intubated patients



②	Do not reuse	⚠	Consult Accompanying Documents
🕒	Use By Date	🧑	Weights
📦	Pack Quantity	🌡	Storage Temperature
CE	CE Mark	🔥	Fire Hazard
🚫	Latex Free	🚫	PHT Free
🚫	No Syringe	👉	Gas Inlet
🏭	Manufacturer	📦	Box Quantity