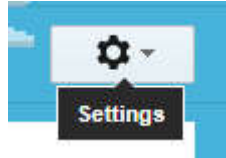
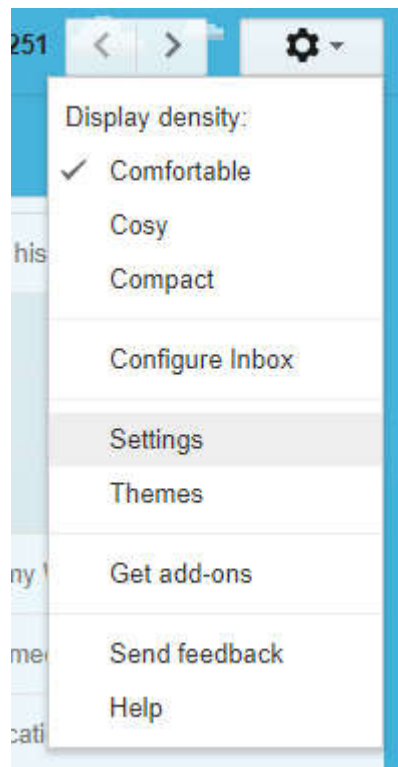


## SMTP Gmail Settings

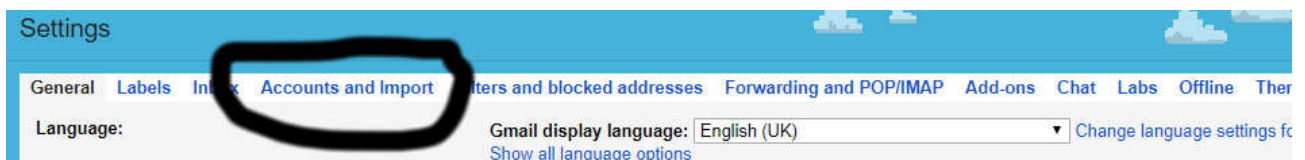
Login to your Work Gmail account – NOT the main box



Click the Option Settings



Click Accounts and Import



In the Send Mail as Section:

On the first NON gmail account click Edit Info

Import from Yahoo!, Hotmail, AOL, or other webmail or POP3 accounts.  
[Import mail and contacts](#)

Derek Lamb <liquidgands@gmail.com> <a href="#">Switch to @googlemail.com?</a> Reply-to address: derek@viamed.co.uk	make default	<a href="#">edit info</a>	
Derek Lamb <derek.lamb@vandagraph.co.uk>	make default	<a href="#">edit info</a>	<a href="#">delete</a>
Derek Lamb <derek.lamb@vandagraphst.com> Mail is sent through: smtp.gmail.com Secured connection on port 587 using TLS	make default		<a href="#">delete</a>
Derek Lamb <derek.lamb@viamed.co.uk> Mail is sent through: smtp.gmail.com Secured connection on port 587 using TLS	make default	<a href="#">edit info</a>	<a href="#">delete</a>
Derek Lamb <derek@lamb.uk.net> <a href="#">Add another email address</a>	default	<a href="#">edit info</a>	<a href="#">delete</a>

When replying to a message:  
☒ Reply from the same address to which the message was sent

Leave the Next Page settings as is :

Gmail - Edit email address - Google Chrome

Secure | [https://mail.google.com/mail/u/0/?ui=2&ik=478d768424&jsver=-CePnFTesrE.en\\_GB...](https://mail.google.com/mail/u/0/?ui=2&ik=478d768424&jsver=-CePnFTesrE.en_GB...)

### Edit email address

Edit information for derek.lamb@vandagraph.co.uk  
(your name and email address will be shown on mail that you send)

Name:

Email address: **derek.lamb@vandagraph.co.uk**

☒ Treat as an alias. [Learn more](#)

[Specify a different "reply-to" address](#) (optional)

Click Next Step >>

Update SMTP Server smtp.gmail.com

Update Username [viamedinbox@gmail.com](mailto:viamedinbox@gmail.com)

Update Password : xsjymtwyucdxybnv

Leave other settings alone

**Edit email address**

Send emails through your SMTP server

Configure your emails to be sent through vandagraphst.com SMTP servers [Learn more](#)

You're currently using: secured connection on port 587, using TLS  
To edit, please adjust your preferences below.

SMTP Server:  Port:

Username:

Password:

☒ Secured connection using [TLS](#) (recommended)

☐ Secured connection using [SSL](#)

Click Save Changes.

Send a Test email from your gmail account, but select the send as email the one you just updated the settings for,

Send the mail to your @viamed.co.uk address.

1. You should receive the email into your account.
2. You should also see a copy of your sent email in the MAIN inbox sent mail folder.

Now do any other 'send as' addresses in your gmail settings accounts list.

