

FITTING INSTRUCTIONS – ROTATING BED FOR THE RESUCITATION CABINET



Part Number: 0320023

Description


The Viamed Rotating Bed can be fitted to the Viamed Resuscitation Cabinet to allow the clinicians to rotate the patient for better access during resuscitation.

STEP 1



Open the door on the Resuscitation Cabinet and using a rule, mark a cross in the centre point of the platform. The lines of the cross should extend to each side of the platform.

STEP 2



Place the base section of the rotating bed with the central hub in place, onto the platform. Looking through the base section, line up the furthest tip of the central hub with the horizontal line and the line up 2 x of the screw holes with the vertical line.


At this point the base unit is central from left to right, but very slightly off centre from front to back, being nearer the front of the platform.

STEP 3



Through the 4 screw holes, making sure that the base does not move, drill small pilot holes into the platform.

STEP 4



Lift the base unit and clean away any debris left from the drilling. Then replace the base unit onto the platform and insert the screws through the holes in the base unit into the pre-drilled holes in the platform and tighten.

Make sure that the 4 ball bearings are all resting in the 4 outer holes.

STEP 5




With the side panels facing upwards, place the top section of the rotating bed onto the base section. Allow the central hub to protrude through the central hole in the top section.

STEP 5



Add the retaining circlip to the groove in the central hub.

STEP 6



Push the plastic central hub cover into place.

Warranty

Viamed warranty ensures that goods are free from defects of manufacture for a period of one year from the date of shipment from Viamed.

Liability shall be limited solely to the replacement and repair of the goods and shall not include shipping costs or other incidental damages.

The warranty does not cover damage caused by misuse, neglect, accidental damage, or by repairs other than those performed by Viamed or an authorised service centre.

Company Details

Viamed Ltd,
15 Station Road
Cross Hills
Keighley
West Yorkshire
BD20 7DT
United Kingdom

Tel: +44 (0)1535 634542
Fax: +44 (0)1535 635582
Email: info@viamed.co.uk
Web: www.viamed.co.uk



© Copyright 2008. Viamed Ltd. All Rights Reserved