

COMPANY OPERATING PROCEDURES


Compushield 6-pin Plug 0010710

VM3/COP/36.19






Date: 3-Jul-02

Revision date: 9-May-11

Issue: 3



Each kit should contain the following components:

Compushield 6-pin side		
Qty	Description	Part No.
1	Compushield modular plug	0030710
(1)	 Upper case	
(1)	 Lower case	
(1)	 Connector	
1	 Cable clamp	0010500
1	 Load Bar	0030716

Procedure:

- 1) Remove original clear load bar and cable clamp.
- 2) Place all the above items into a small plastic bag (9950203).
- 3) Using Lotus Smart Suite – Approach STKLABELS4, print a label as shown below and attach it to the bag and place in the appropriate docket.

0010710
Compu-shield Modular Plug
Kit (black)