

COMPANY OPERATING PROCEDURES

Hewlett Packard 12-pin plug



0010705

VM3/COP/36.14










Date: 3-Jul-02

Revision date: 13-Apr-11

Issue: 3



Each kit should contain the following components:

Hewlett Packard Connector kit		
Qty	Description	Part No.
1	Hewlett Packard 12-pin connector	0030705
(1)	 Rubber housing	
(1)	 Upper Casing	
(1)	 Lower Casing	
(1)	 Pin housing	
(1)	 Connector	
(1)	 Cable clamp	
(2)	 Screw (small)	
(1)	 Screw (large)	
(1)	 Screw Cover	

Procedure:

- 1) Place all the above items into a small plastic bag (9950203).
- 2) Using Lotus Smart Suite – Approach STKLABELS4, print a label as shown below and attach it to the bag and place in the appropriate docket.

0010705
Hewlett Packard 12 Pin
Connector Plug Kit
Blue insert, grey cover,
8mm cable entry.