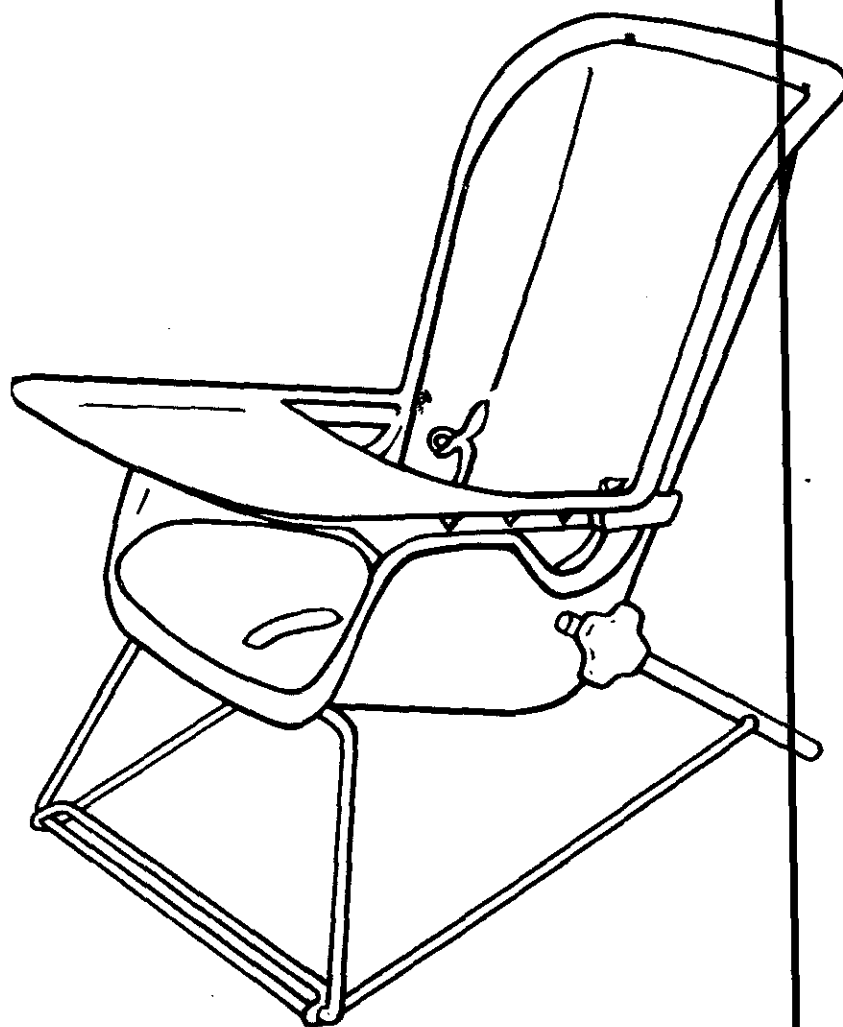




---

# MULTI-CHAIR

---



---

## Assembly Instructions

---

For Seat, Stand and Swing

MS 1150

**Read instructions carefully.**

Do not leave baby unattended. Always ensure the product is on a level, stable surface.

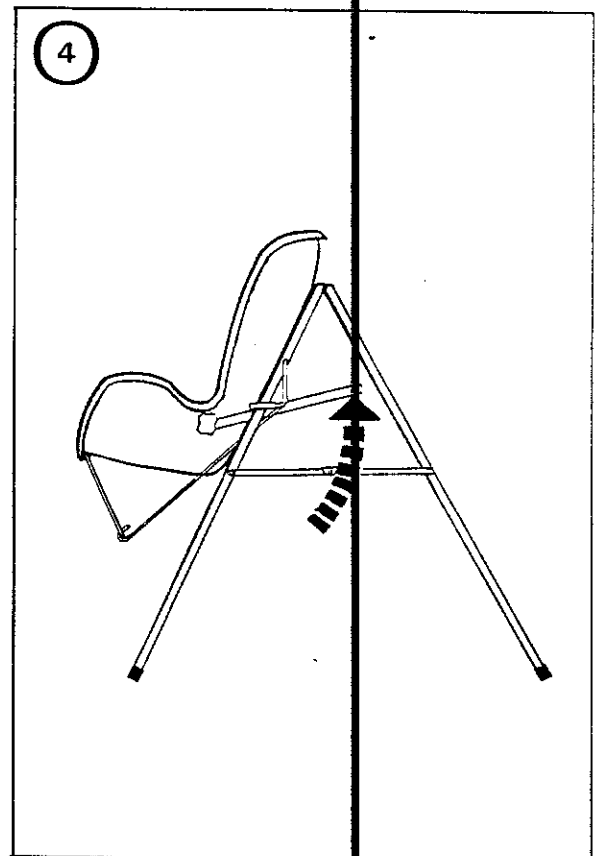
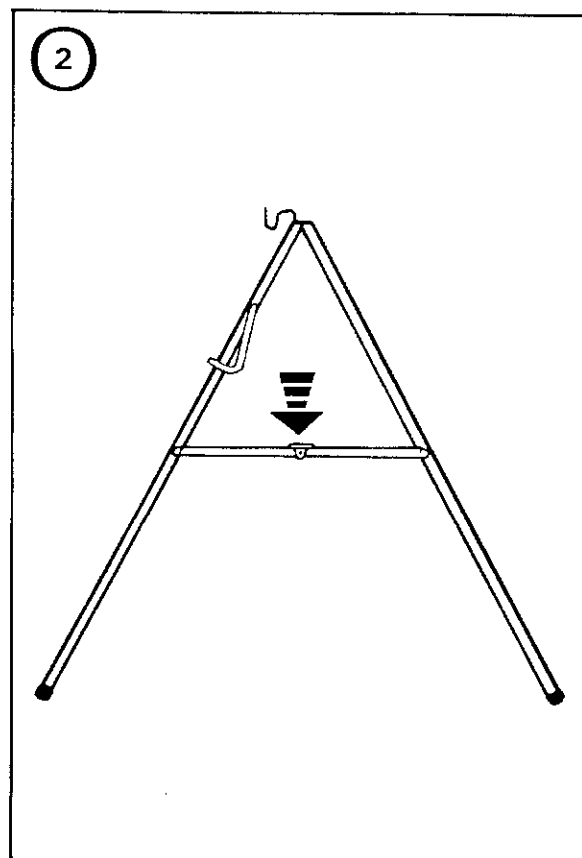
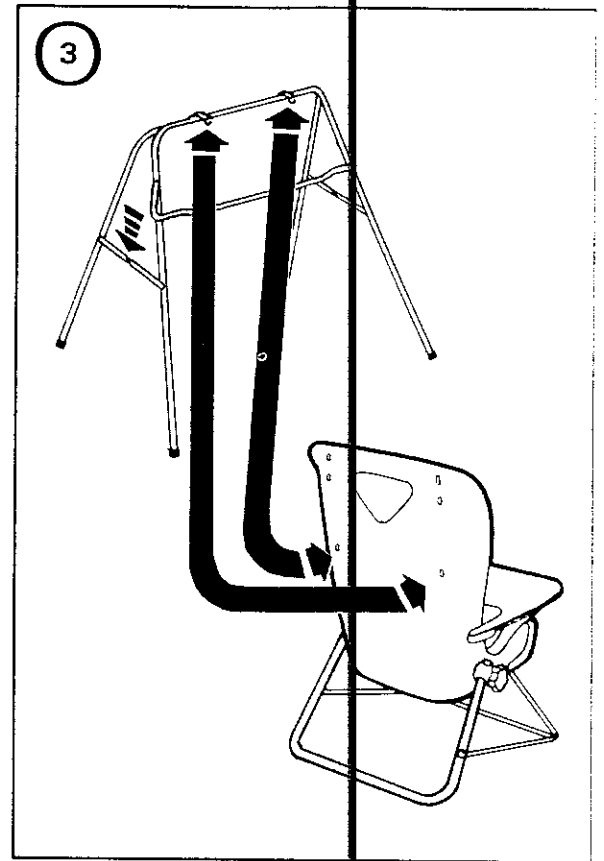
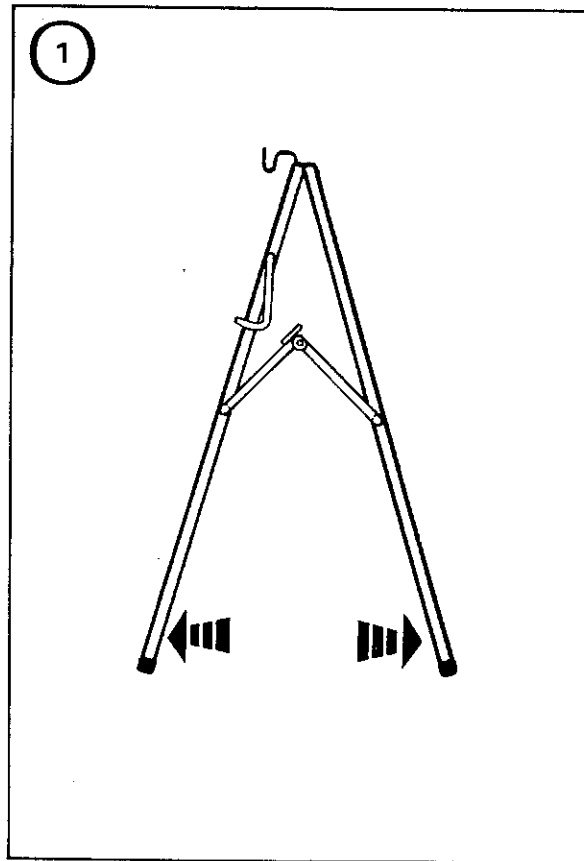
Please ensure all hazardous items such as knives, toasters, kettles and flexes are out of your child's reach.

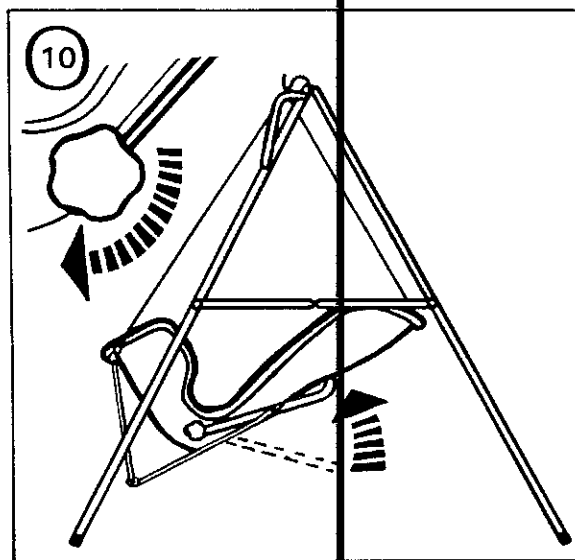
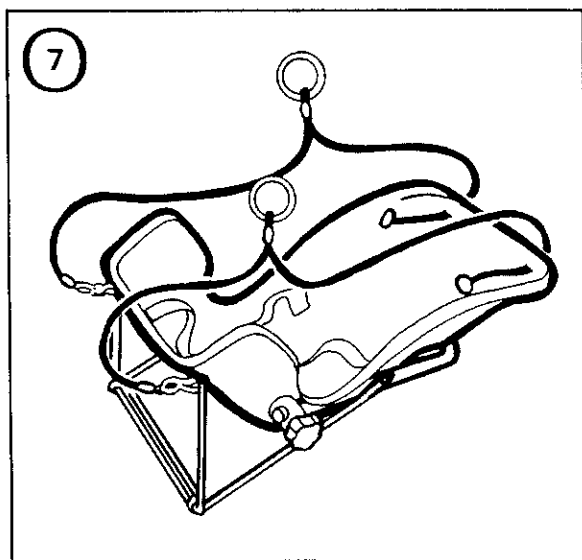
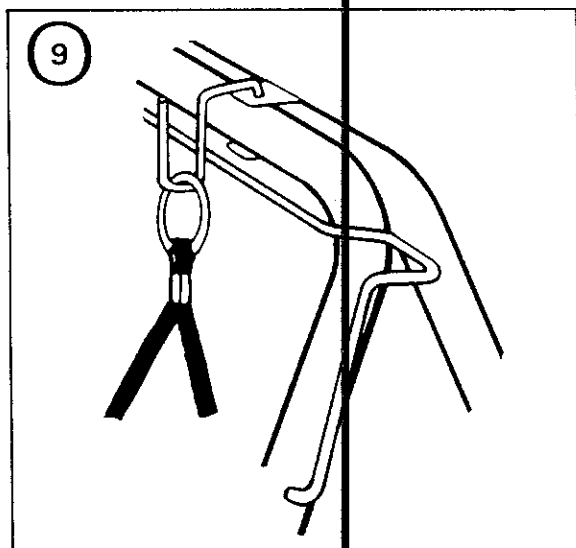
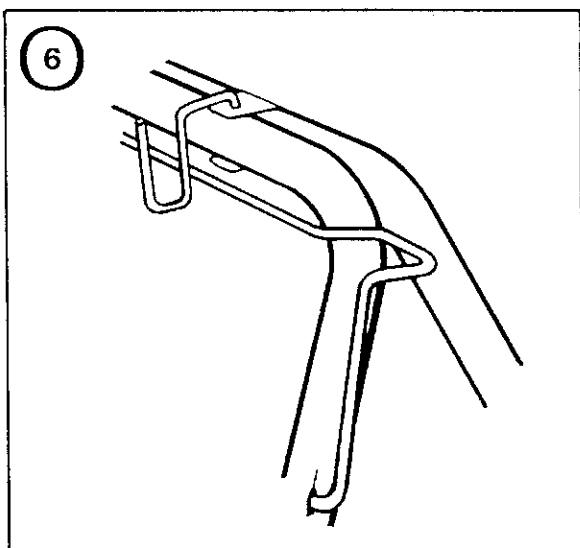
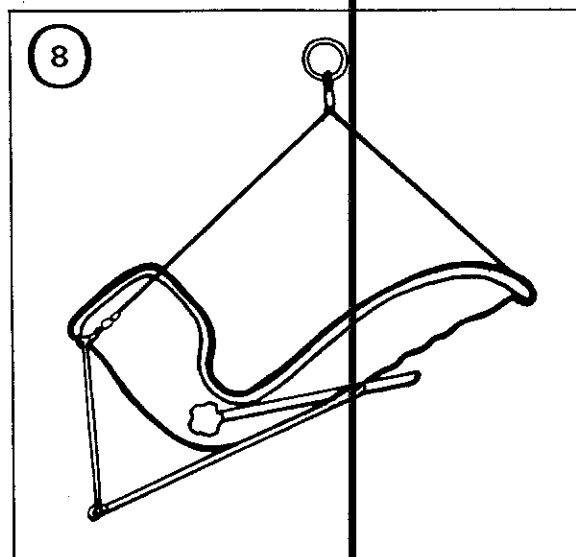
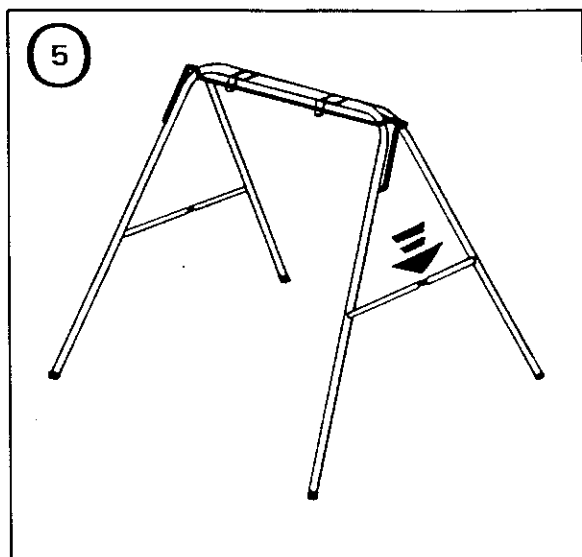
Your seat will arrive packed flat.

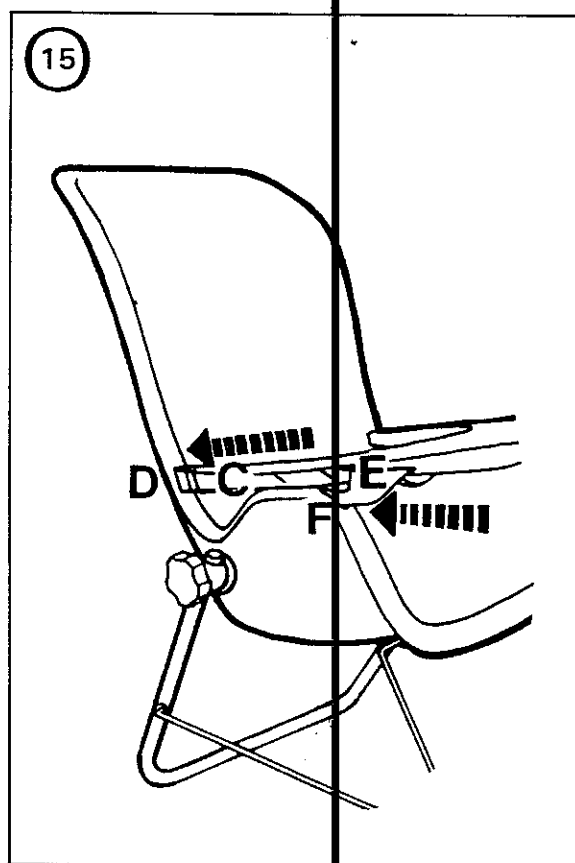
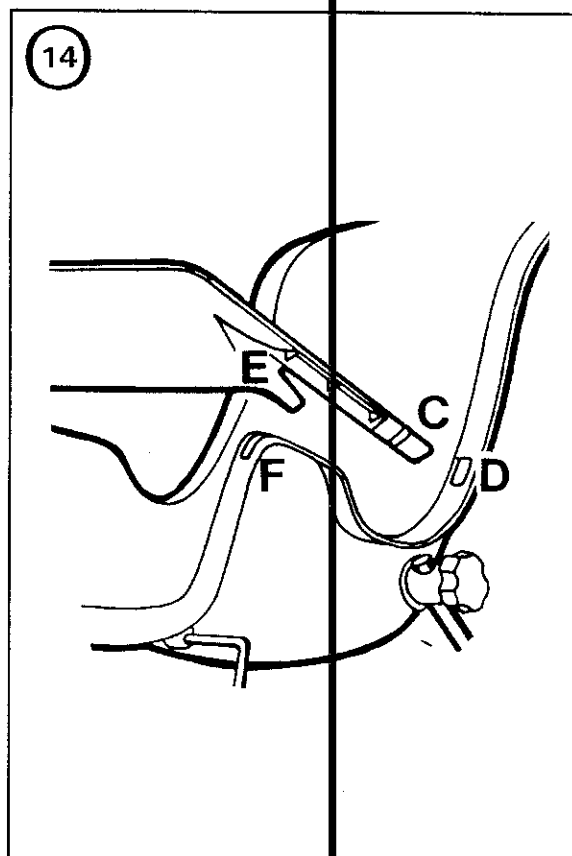
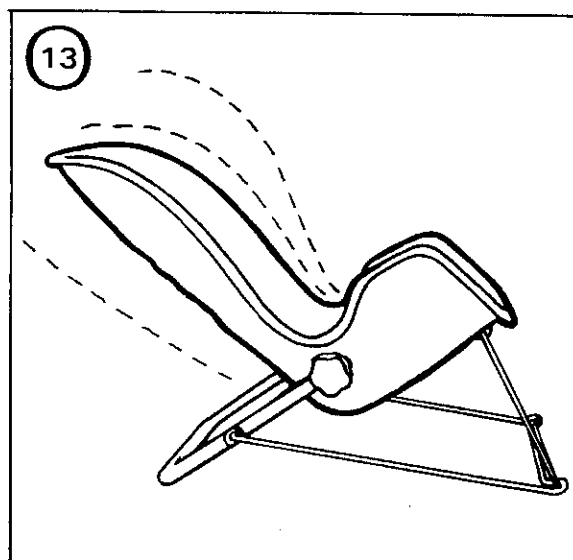
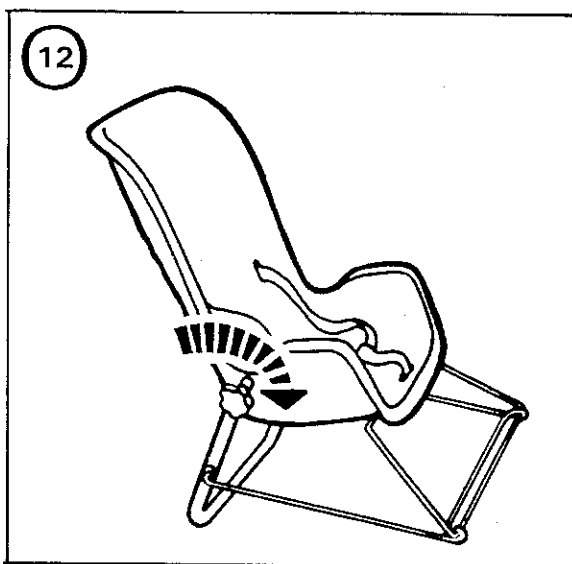
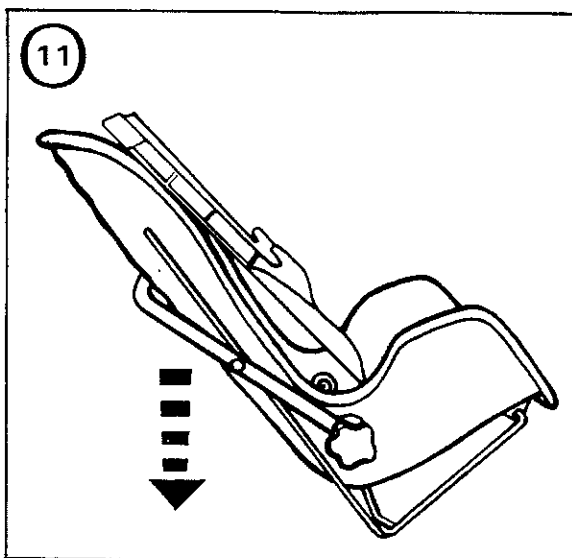
Although a waist strap and crotch strap are provided with the highchair we also recommend the use of a separate British Standard Approved Safety Harness (BS 6684). Simply secure the harness by clipping the attachment hook to the D rings, which are to be found on each side of the waist strap harness.

- ① Open stand.
- ② Press down side locks.
- ③ Locate slots (in seat back) onto stand hooks as shown.
- ④ Slacken adjustment knobs and pull the seat frame up under the crosswire. To secure seat, retighten knobs.
- ⑤ Assemble stand for swing. Press down side locks.
- ⑥ Lift crosswire and lock behind swing hooks.
- ⑦ Attach cords as shown.
- ⑧ Your assembled chair should look like this.
- ⑨ Attach cord rings to hooks as shown.
- ⑩ Ensure frame is adjusted as shown and knobs are tight.
- ⑪ To convert to low chair, slacken knobs and pull the tubular frame down.
- ⑫ Tighten *both* adjusting knobs in a clockwise direction — *before* placing baby in seat.
- ⑬ The seat is fully adjustable from the upright position for the older child to the lower position for the younger child.
- ⑭ ⑮ The Multi-Chair can also be used as a feeding chair. Place baby into seat and fasten safety harness provided and insert the ends C of the tray into slots D ensuring the clips E go into slots F.

IF IN DOUBT, CONSULT YOUR LOCAL MACLAREN DEALER







**IMPORTANT:**  
**RETAIN INSTRUCTIONS FOR FUTURE REFERENCE**  
**GUIDELINES**

The following guidelines have been written to enable you to get the best from your new product.

1. Clean all areas regularly with a mild soap and warm water solution. Do not use harsh abrasives or strong detergents. Do not use polish.
2. All fabrics should be dried thoroughly before storage. Failure to do this could result in mould forming on the fabric. Do not store in a damp environment.
3. All parts of Maclaren products can be replaced. In the event of accidental damage please contact your nearest authorised Maclaren Service Agent, who will be able to assist you. (List enclosed).
4. Regular servicing extends the life of any product. Contact your Service Agent for advice.

Regularly inspect your highchair and ensure all components are securely fixed and have not worn unduly. Check the swing cords and fixings and replace as necessary.

Check that the locking mechanisms are free to move and function correctly.

Do not use lubricants of any kind.

Do not make any adjustments to this high chair other than are detailed.

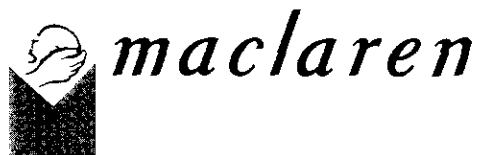
Do not use the rear of the seat unit as a carrying handle. Always use part of the metal frame when carrying your highchair.

The maximum weight of a child using the swing should be 9kg up to an age of 6 months.

**H E S T A I R   M A C L A R E N**

L I M I T E D

STATION WORKS • LONG BUCKBY • NORTHAMPTON NN6 7PF • ENGLAND • TELEPHONE (0327) 842662 • TELEX 31432 • FAX (0327) 842208



## **MULTI CHAIR**

### **ASSEMBLY INSTRUCTIONS**

*For seat, Stand, and Swing*

**MS 1150 B**

**IMPORTANT - KEEP THIS LEAFLET FOR FUTURE REFERENCE**  
**PLEASE READ THIS LEAFLET FULLY PRIOR TO USE ENSURING THAT**  
**YOU REFER TO BOTH THE TEXT AND THE CORRESPONDINGLY**  
**NUMBERED ILLUSTRATIONS**

#### **TO ASSEMBLE THE HIGHCHAIR**

- 1 Open the stand.
- 2 **IMPORTANT** Press both of the side locks fully down to lock out the frame.
- 3 Locate the lower slots in the seat back onto the stand hooks, and ensure the crosswire is in the lower position.
- 4 Slacken the adjustment knobs, and pull the seat frame up under the crosswire. Retighten the knobs, to secure the seat in position.

#### **TO ASSEMBLE THE SWING.**

Press down the stand side locks (fig 2).

- 5 Lift the crosswire and lock behind the swing hooks.
- 6 Attach cords to the wires at the front and through the slots in the seat back.
- 7 Attach the cord rings to the hooks as shown. Ensure the cord is not twisted, and that the seat swings freely and centrally between the frame.
- 8 Ensure the frame is adjusted as shown and knobs are tight.

#### **TO CONVERT TO A LOW CHAIR**

- 9 Slacken the knobs and pull the tubular frame down.
- 10 Tighten both knobs in a clockwise direction before placing the baby in the seat.
- 11 The seat is fully adjustable from the upright position for the older child to the lower position for the younger child.
- 12 The Multi-Chair can also be used as a feeding chair.  
Place baby into seat and fasten safety harness provided.  
Insert the ends of the tray (C) through the holes in the cover fabric, and into the slots (D), ensuring clips (E) go into slots (F).  
Push the tray fully home to secure it.

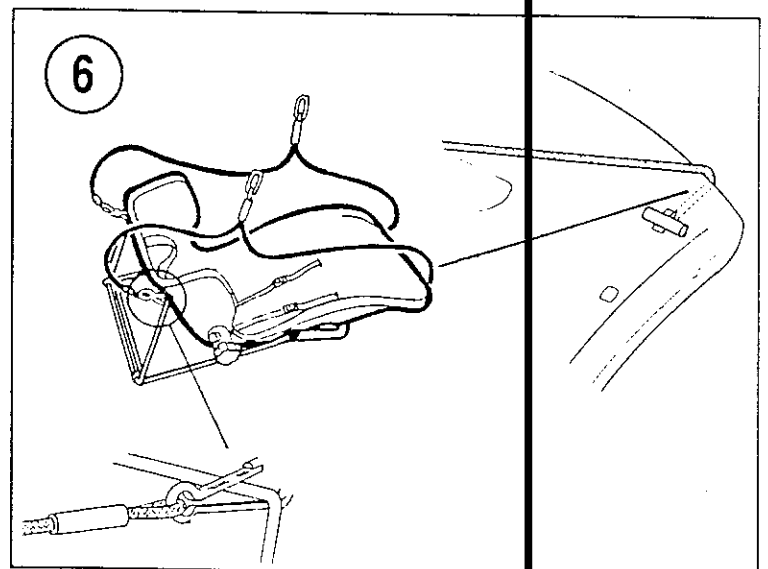
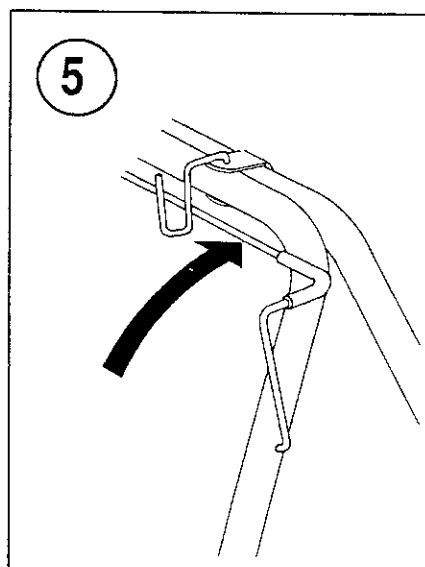
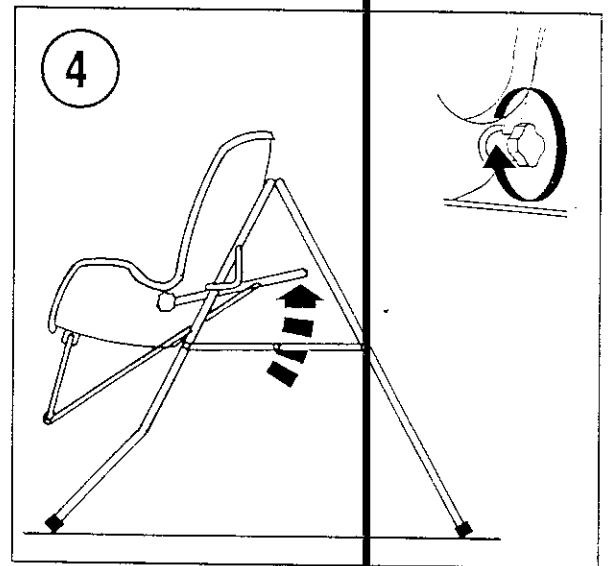
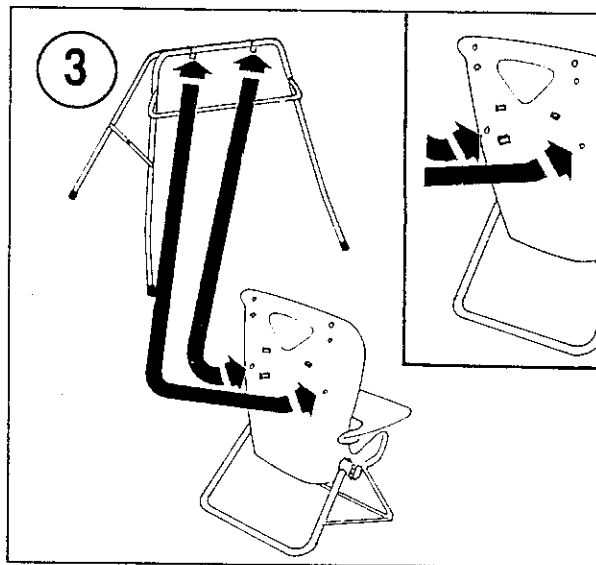
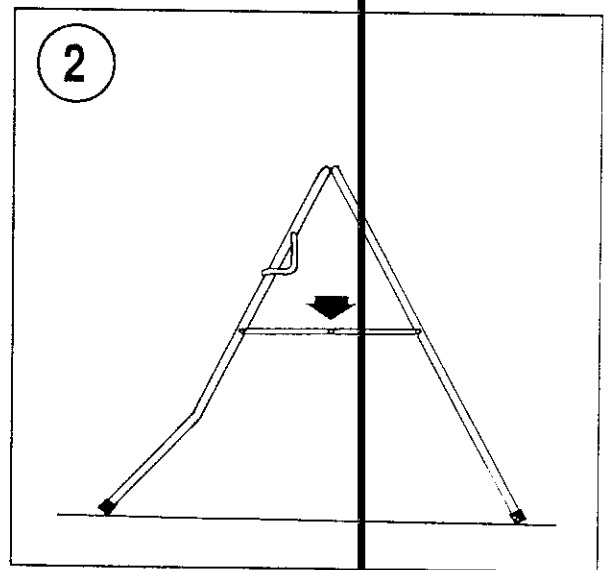
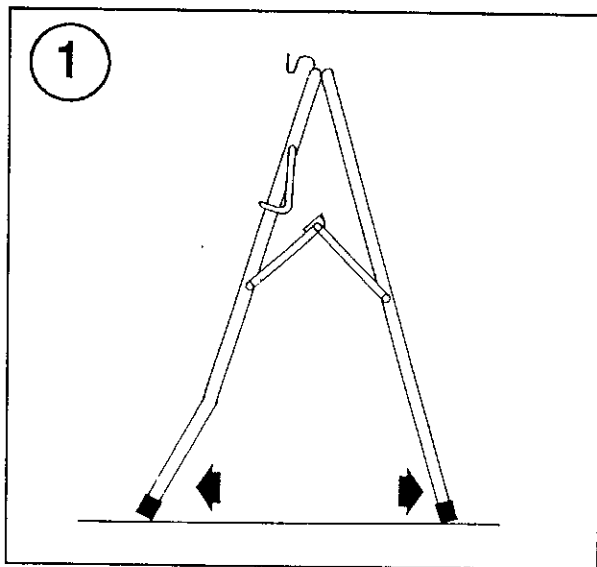
#### **HARNESS OPERATION**

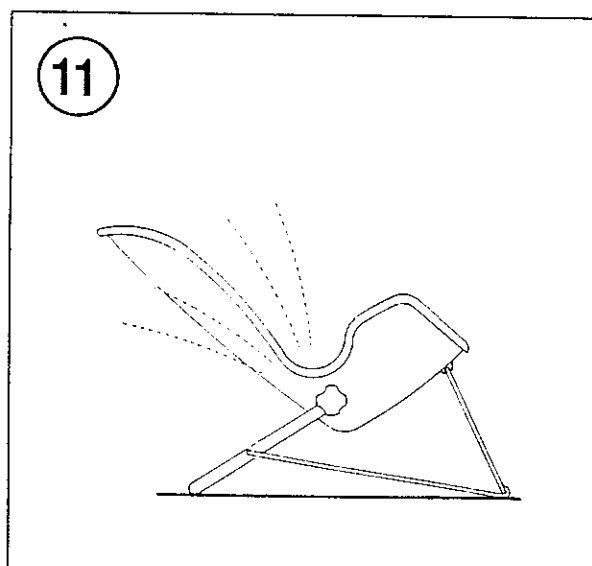
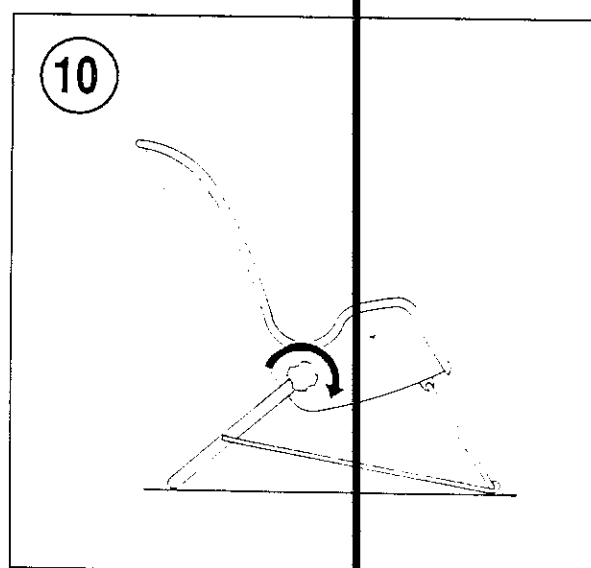
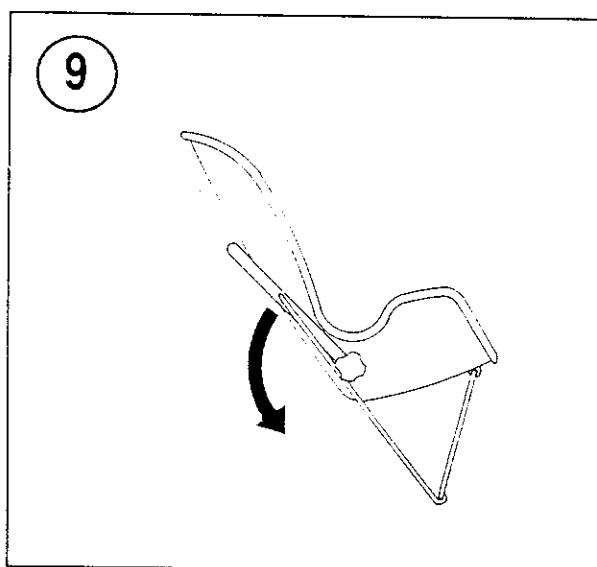
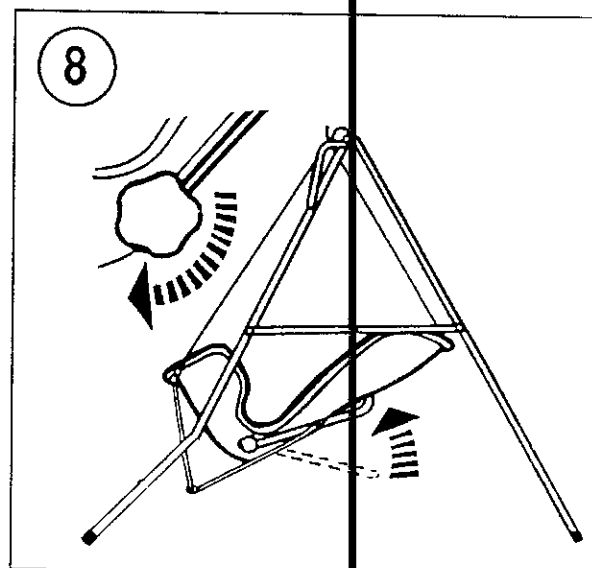
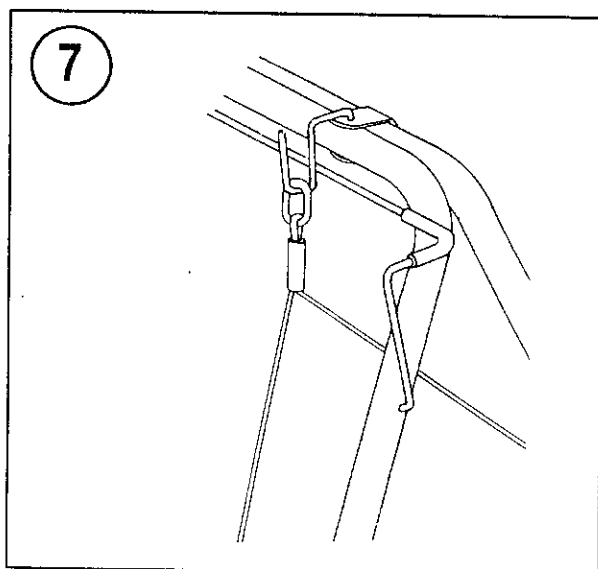
- 13 Insert the clasp (item D) through the crotch strap (item B).  
To fasten the lap strap, insert the fastener (item C) into the clasp (item D), ensuring that the button clicks into position. To attach the shoulder harness (item E) attach clips (item F) to the clasp and fastener (items C and D).  
Each lap strap has its own length adjuster (item G).  
To undo the lap strap, press the fastener button, push forward to release the lip then separate the clasp and fastener.  
To adjust the height of the shoulder harness position unthread it through the cover and seat back and refit it through the selected slots.  
'D' rings (item H) are provided for fitting an additional harness.

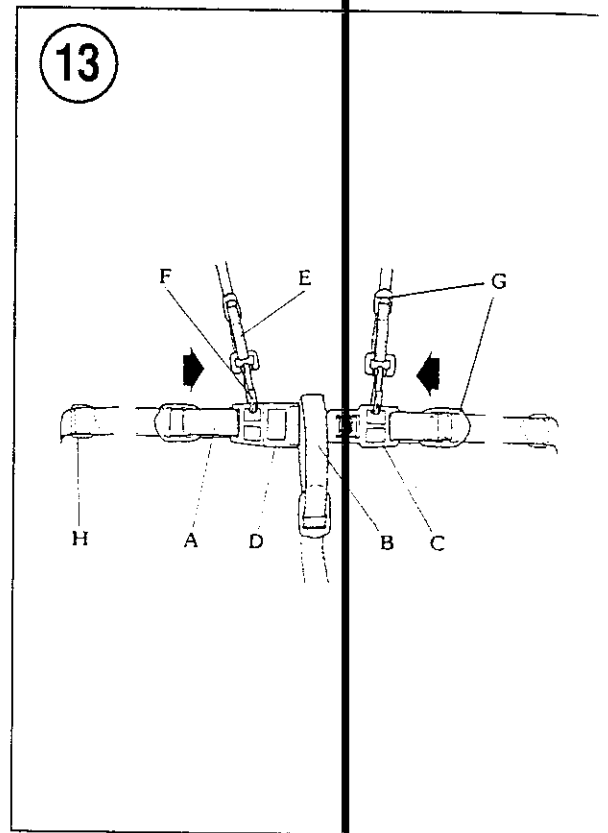
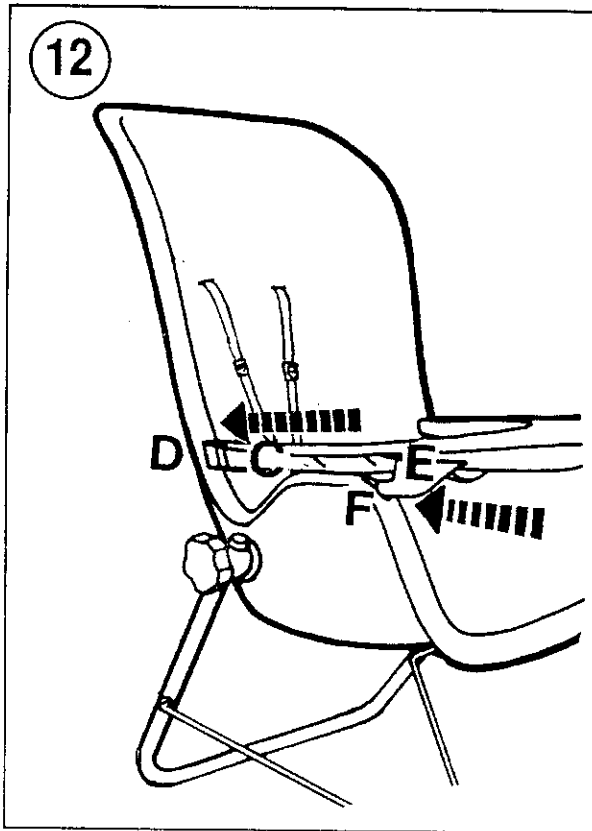
#### **SEAT COVER**

The cover fabric can be removed for washing. Refer to the care label.  
Remove the tray, and unclip the harness. Remove the cover carefully unthreading the harness through the holes in the cover. To refit the cover, reverse the above procedure.









## **WARNING**

### **A CHILD'S SAFETY IS YOUR RESPONSIBILITY**

The correct use and maintenance of this product are essential.

Always use the 5 point harness, correctly fitted and adjusted.

Children should not be left unattended in this product.

Children should always wear the harness, correctly fitted and adjusted.

Do not make adjustments whilst the baby is in the seat.

When in use always ensure the surface you place it on is firm and level.

Ensure all hazardous items such as knives, toasters, kettles, and flexes are out of your child's reach.

Clean all surfaces regularly with a mild soap and warm water solution.

Do not use harsh abrasives or strong detergents. Do not use polish.

All fabrics should be washed according to the care label and should be dried thoroughly before storage to prevent the formation of mildew. Do not store in a damp place.

Regular servicing will extend the life of the product. Contact your Service Agent for advice.

Regularly inspect your multi chair and ensure all components are securely fixed and have not worn unduly. Check the swing cords and fixing for wear or fretting and replace as necessary.

Check that the locking mechanisms are free to move and function correctly.

Do not use lubricants of any kind.

Do not make any adjustments to this Multi Chair other than are detailed.

Do not use the rear of the seat unit as a carrying handle.

Always use part of the metal frame when carrying your high chair.

When using the swing facility, place the stand on a level floor, not on a raised surface. Supervision must be by an adult. The maximum weight of a child using the swing should be 9kg (20lbs).

Use only genuine Maclaren Replacement parts.

The Multi Chair must not be used for the transport of a baby in a car.

Although a safety harness is provided with the Multi Chair we recommend the use of a separate safety harness (to BS 6684). Simply secure the harness by clipping the attachment hook to the 'D' rings, which are to be found on each side of the waist strap harness.

Maclaren reserve the right to make design changes to any of their products as part of their continuous development programme.

# *maclaren*

L I M I T E D

STATION WORKS · LONG BUCKBY · NORTHAMPTON NN6 7PF · ENGLAND · TELEPHONE (0327) 842662 · TELEFAX 31432 · FAX (0327) 842205

# Maclaren UK repair & service

Listed below are authorised repair & service agents for Maclaren Products.  
Those shown in blue print are SERVICE CENTRES and have Maclaren trained repairers.

## ENGLAND

### ● AVON

*Shirehampton* The Toy Centre  
*Bath* The Golden Cot

### ● BEDFORDSHIRE

*Luton* Infantasia  
*Bedford* Bee-Gees

### ● BERKSHIRE

*Reading* The Baby Shop

### ● BUCKS

*Aylesbury* Baker's Stores

### ● CAMBS

*Cambridge* Babycare  
*Peterborough* Norma's Nursery Service  
*Ely* City Cycle Corner  
*Wisbech* Prams & Toys

### ● CHESHIRE

*Congleton* E. R. Dean & Sons  
*Altrincham* Mother Goose  
*Crewe* Babyface  
*Stalybridge* Hardcastles Toy Shop

### ● CLEVELAND

*Middlesbrough* W. H. Watts & Son Ltd  
*Middlesbrough* Westbrook Cycles

### ● CORNWALL

*Saltsash* Aladdin's Cave  
*Bodmin* C. Bricknell & Sons  
*Bude* N. T. Keat & Sons  
*Penryn* Peter Pan  
*St. Austell* Adeba

### ● CUMBRIA

*Whitehaven* Stylewise  
*Barrow-in-Furness* Home Designs  
*Kendal* Babyworld

### ● DERBYSHIRE

*Chesterfield* Baby Care  
*Derby*  
*Long Eaton* } Stork Talk  
*Ilkeston* Stork Service

### ● DEVON

*Tiverton* Babe Equip  
*Exeter* Exeter Pram & Toy  
*Paignton* Paignton Nursery Furniture  
*Torquay* Bunce & Co.

### ● DORSET

*Dorchester* } A. Snow  
*Weymouth* }  
*Bournemouth* Discount Baby Equipment  
*Bridport* Babygear

### ● ESSEX

*Southend* Zebedee Shop  
*Colchester* Meryl Lea Ltd  
*Leigh-on-Sea* Creasey's Discount Stores

### ● GLOUCESTERSHIRE

*Cheltenham* Babyland

### ● HAMPSHIRE

*Aldershot* Nurseryland  
*Southampton* Nurseryland  
*Eastleigh* } Hampshire Buggy  
*Portsmouth* } (Formerly Buggy & Nursery Centre)  
*Bordon* Kindercare  
*I.O.W.* Ryde Babyneeds

### ● HERTFORDSHIRE

*Hemel Hempstead* Karen Ltd  
*Royston* Sylvia Anne

### ● HUMBERSIDE

*Hull* Pramland  
*Beverley* Hansel & Gretel  
*Hull* Babywise  
*Hull* F. Tiplady & Son

### ● KENT

*Deal* Park Cycles  
*Swanley* H. R. Matthews Ltd  
*Ashford* Tiny Tots

### ● LANCASHIRE

*Accrington* } Kids Stuff  
*Preston* }  
*Leigh* Storktown  
*Ormskirk* Pride & Joy  
*Worsley* Dobsons Nursery Needs  
*Ashton-under-Lyne* Toddin  
*Bury* Pramland

*Bolton* Nursery Shop  
*Colne* Young Elegance  
*Lancaster* Babyworld  
*Manchester* Gordons Prams  
*Radcliffe* Pramland  
*Salford* Smiths of Salford  
*Wigan* Roy Turner Prams & Toys  
*West Houghton* Tinnisworld

### ● LEICESTERSHIRE

*Leicester* Stantons (Mr Williams) 0533 627744  
*Loughborough* J. T. & E. Davies

### ● LINCOLNSHIRE

*Spalding* Hills of Spalding

### ● GREATER LONDON

*Shepherds Bush* V12 The Pram Centre  
*Wood Green* N22 Infantasia  
*Barnes* SW13 9PL Barnes Buggy Repair Centre  
*Catford* SE6 G. Swadding  
*Fulham* SW6 All Baby Needs  
*Hackney* E8 Gibbons of Hackney  
*Leytonstone* E11 Harveys Toys & Gifts  
*N4* Toys & Nursery Ltd  
*Peckham* SE15 Wear & Care  
*Upton Park* E13 Small World  
*Willesdon* NW10 Richards Pram & Toys

### ● MERSEYSIDE

*Ellesmere Port* Cycle & Pram Exchange  
*Huyton*  
*Ormskirk* } Pride & Joy  
*Orrell Park* }  
*Bootle* Kiddiland  
*Liverpool* 19 A & L Stores

### ● MIDDLESEX

*Feltham* } Happicraft  
*Twickenham* }  
*South Harrow* Bowmans  
*Wealdstone* Gear Change

### ● NORFOLK

*Norwich* G. J. Hepple 0603 625136

### ● NOTTINGHAMSHIRE

*Nottingham* Nottingham Pram & Co Ltd  
*Beeston* } Stork Talk  
*Hucknell* }  
*Mapperley* Diddyland 2  
*Worksop* Discount Baby Equipment



**maclaren**

Maclaren Limited  
Station Works  
Northampton NN6 7PF England  
Tel: (0327) 842662 Telex: 31432  
Fax: (0327) 842208

# Maclaren UK repair & service

Listed below are authorised repair & service agents for Maclaren Products.

Those shown in blue print are SERVICE CENTRES and have Maclaren trained repairers.

## • OXFORDSHIRE

*Cowley Junior Citizen  
Witney Junior Citizen*

## • SOMERSET

*Yeovil The Shop  
Street Junior Choice  
Taunton Junior Choice  
Wellington L. J. Shepherd*

## • STAFFORDSHIRE

*Stoke-on-Trent Toddlers  
Cannock Small People  
Lichfield Small People*

## • SUFFOLK

*Ipswich Babes*

## • SURREY

*Carshalton J. France 081 6466485*

## • SUSSEX

*Brighton Champions of Brighton  
Bexhill-on-Sea Beals  
Hove Babyland  
Newhaven Baby Talk*

## • TYNE & WEAR

*Byker Tomms Cycles*

## • WARWICKSHIRE

*Coventry Jeanettes*

## • WEST MIDLANDS

*Hay Mills Birmingham W. Young & Sons  
West Bromwich Nursery to Leisure  
Lye Babysave  
Stourbridge Babysave*

## • WILTSHIRE

*Swindon S. R. Evans  
Devizes Nursery Thyme*

## • YORKSHIRE

*Barnsley Butterfly Design  
Bradford Babyland*

## Dewsbury Babyland

*Olley Mr. White (0943 463532)  
Sheffield Baby Care  
York R. M. Stead  
Cleckheaton Gooseberry Bush  
Scarborough Kaleidoscope  
Sheffield Banner Cross S. Faulkner*

## ISLE OF MAN

*Douglas Couties*

## WALES

### • CLWYD

*Rhyl Hughes Cycles*

### • GLAMORGAN

*Cardiff Cardiff Buggy Clinic 0222 626059  
Ely Buggycare 0222 578415*

### • GWYNEDD

*Holyhead Hamlins  
Llandudno Orme Cycle Co*

## SCOTLAND

### • CENTRAL

*Stirling Cradlecare*

### • BANFF

*R. Cockburn*

### • FIFE

*Cupar The Nappy Pin*

### • GRAMPIAN

*Aberdeen Cradlecare  
Aberdeen Baby Conomy  
Inverurie J. & I. Whyte*

## • STRATHCLIDE

*Clydebank Glasgow Buggy Fix 041 9520874  
Glasgow Glasgow Pram Centre  
Glasgow Sutherland's*

## • TAYSIDE

*Dundee J. D. MacLenzie*

## CHANNEL ISLANDS

*St. Helier Baby Rola 0534 888180*

## NORTHERN IRELAND

### • ANTRIM

*Belfast Bob Robinson Nursery  
WholeSale  
Belfast F. Thomas Ltd  
Belfast Samuel Johnston*

### • ARMAGH

*Portadown Ivan Jameson*

### • DOWN

*Bangor McCullough's  
Banbridge David Rogers  
Kilkeel John A. Shannon  
Newcastle Annett's Children's Wear  
Holywood Reid's of Belfast  
Newry McKnights*

### • FERMANAGH

*Enniskillen M. J. L. Warehouse*

### • LONDONDERRY

*Londonderry Michael McLaughlin & Sons  
Coleraine Babycare  
Coleraine Moores of Coleraine  
Londonderry Hills (Kiddies Corner)*

### • TYRONE

*Crookstown W & F Kiddies Corner  
Dungannon George Cuddy  
Strabane Shields Bros.*



# maclaren

Maclaren Limited

Station Works

Northampton NN6 7PF England

Tel: (0327) 842662 Telex: 31432

Fax: (0327) 842208