

Nieuwe Haven 12 7772 BC Hardenberg
Postbus 39 7770 AA Hardenberg
Netherlands

VAT no.: NL001580760B01
Chambre of Commerce 05023375

Telephone sales +31 523281243
Telephone At Rens +31 523281223
At Rens mobile +31 651271249
Fax sales +31 523281204
e-mail: export@naamplaat.nl

DE NAAMPLAAT B.V.®

MEMBRANE KEYBOARDS, TOUCH-SCREENS, ELECTROLUMINESCENT LAMPS, OVERLAYS, ROAD- & DIRECTIONAL SIGNS

FAXED
1/24
SH

Viamed Limited
Attn. Mr. P. Anderson
15 Station Road
KEIGHLEY, BD20 7DT
W.YORKSHIRE
United Kingdom

Hardenberg, November 30th, 2004

COPY PROOF

Order number : 07000281
Your ref. : POR04245
File number : R7015
Treated by : A.C. Rens/ga

Drawing nr. : 20006715

Revision : 01

d.d. 301104

Dear Mr Anderson,

Herewith we send you a copy proof for approval.
Execution is in accordance with the mentioned drawing numbers.

Please return the signed copy within 2 days to our fax number 0523-281204.
The drawings do not have to be returned.
If this (undersigned) form is not returned on time, this might have influence on the agreed delivery time.
Note: please also approve the enclosed colour samples.

Yours sincerely,

Agreement:

DE NAAMPLAAT B.V.

Dear Mr. Anderson,

I herewith send you, on behalf of Mr Rens, our copy proof for order number 07000281 (your ref. POR04245). We would like to ask you to return the (undersigned) attached approval document a.s.a.p..
A hardcopy of the copy proof will be send to you by mail.

If there are any questions, please do not hesitate to contact Mr. Rens.

Met vriendelijke groeten,

Gery Aalvanger
DE NAAMPLAAT BV

De Nieuwe Haven 12
7772 BC Hardenberg

☎: 0523-281216

☎: 0523-281204

✉: gaalvanger@naamplaat.nl

🌐: www.naamplaat.nl

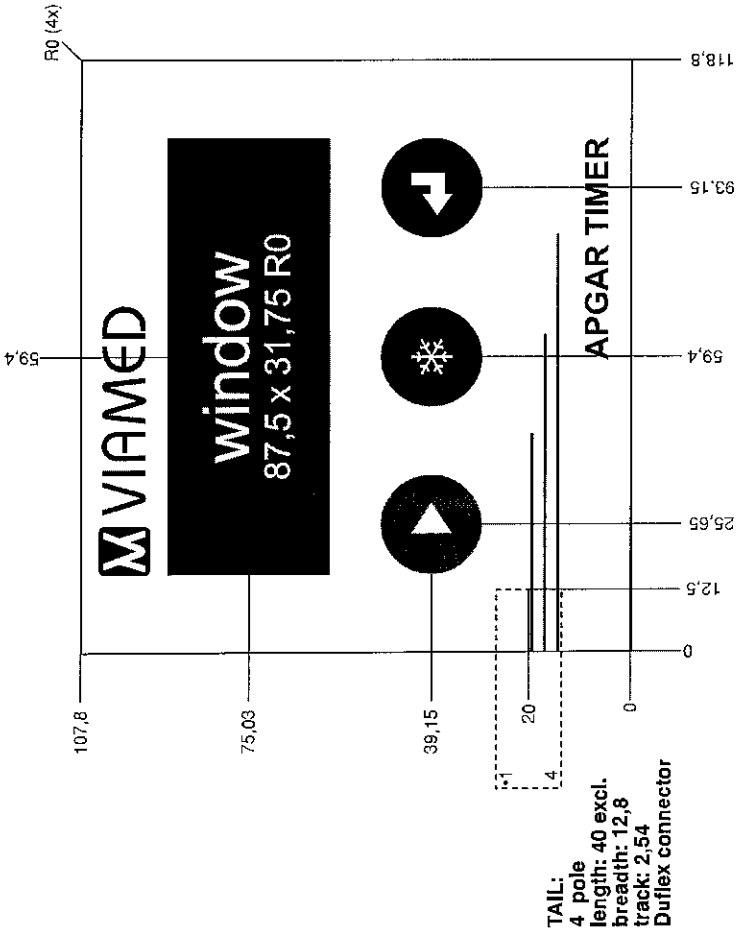
+31 523 281 204

Attention:

This e-mail is privileged and confidential. If you are not the intended recipient please delete the message and notify the sender.
Any views or opinions presented are solely those of the author.

This e-mail message has been scanned and cleared by **NetIQ MailMarshal**

-- NextPart --



CONSTRUCTION MEMBRANE SWITCH



metal dome: 12mm 280gr


FRONT FOIL:	PO/AUT13EBA
METALDOME LAYER:	SPACER20
CIRCUIT:	POBEX125
ADHESIVE BACK LAYER:	3M468VEL
THICKNESS MBS excluding ink:	0.605

Archief number	R7015	rev.	x	rev.N	x
Client	VIAMED	rev.	x	rev.N	x
draw. nr.	20006715	rev.04	301104	rev.N	x
tol.	+/-0,2	COLOURS at INDICATION			
scale	1:1	material	several		
design.	H5	unit: mm			
contr.	301104				
MEASURE DRAWING	NL				

remark:

CODE COLOUR SEPARATION

SER 4-193 Blue: Text: VIAMED, APGAR TIMER, 3x line and  + 

SER 6-001 Black: 

SER 7-022 Green: 

SER 2-001 White: Background MBS and  

SER 2-001 + SER 6-019 Cover colour: Behind all colours.

Structure varnish: At the front off the MBS, everything without the window.

Transparent: Window

BV DE NAAMPLAAT
7770 AA, p.o. 39 Nieuwen 12
Hardenberg tel. 0523 281200 fax 0523 281202



Nieuwe Haven 12 7772 BC Hardenberg
Postbus 39 7770 AA Hardenberg
Netherlands

VAT no.: NL001580760B01
Chambre of Commerce 05023375

Telephone sales +31 523281243
Telephone At Rens +31 523281223
At Rens mobile +31 651271249
Fax sales +31 523281204

E-mail:
export@naamplaat.nl

DE NAAMPLAAT B.V.®

MEMBRANE KEYBOARDS, TOUCH-SCREENS, ELECTROLUMINESCENT LIGHTING, OVERLAYS, ROAD- & DIRECTIONAL SIGNS

FAX MESSAGE

To: VIAMED
Your ref.: Peter Anderson
Our ref.: 20005750
Date: 1st March 2004

No. of pages, including this one: 2

Dear Peter,

Herewith we send you a sketch we made for your membrane keyboards "APGAR".
We will provide a proposal concerning the housing for your product by the end of this week.
It might be possible that we have to change outside dimensions a little, due to the fact that we will be looking for a standard housing which is easier to supply. (and: cheaper!)

We will contact you next Thursday or Friday.

Kind regards,
DE NAAMPLAAT BV
At Rens
Phone +31 523 281223 (direct)
Fax +31 523 281202
Mobile +31 6 51271249
E-mail: export@naamplaat.nl
www.naamplaat.nl

Manufacturer of Membrane Keyboards; Touch-screens; Electroluminescent lamps; Overlays; Roadsigns
All our quotations, all orders addressed to us and all contracts concluded to us are applicable to
METAALUNIE VOORWAARDEN.
A copy of these conditions in English can be delivered on request



Date: Mon, 15 Nov 2004 09:58:39 +0000
From: Peter Anderson <peter.anderson@viamed.co.uk>
Subject: APGAR Timer membrane.
To: Rens <salesuk@naamplaat.nl>
Mime-Version: 1.0
Organization: Viamed
X-Mailer: GoldMine [6.00.30403]

Dear At,

The APGAR Timer membrane sits in an aperture 119mm wide by 108mm long. The length tolerance is +/-0.2 mm but I do not yet know the width tolerance.

There is an LCD window, the top edge of which is 17mm down from the top edge of the membrane. The window size corresponds to the LCD minimum viewing area of 87.5mm wide by 31.75mm deep.

There will be three, 20mm diameter tactile (positive click) switches:

- 1 "Start" (Colour - Green), International symbol - ">".
- 2 "Pause" (Colour - ?), International symbol - ?
- 3 "Reset" (Colour - ?), International symbol - ?

I do not know the exact positioning of the switches yet.

I believe the main body colour of the membrane will be white - RAL 9016 - Traffic White?

There will be some legend in blue, possibly:

Viamed APGAR Timer Model XXX and the Viamed logo.

How this will be laid out, I do not know.

I will fax you a drawing showing you what I do know.

Could you please give me a price for 100 off of these membranes?

Best wishes,

Peter Anderson

Viamed, 15 Station Road, Cross Hills,
Keighley, West Yorkshire BD20 7DT, U.K.
Tel: +44 (0)1535 634542 – Fax: +44 (0)1535 635582
Email: info@viamed.co.uk - Web: www.viamed.co.uk



VIAMED

Fax

To: At Rens

From: Peter Anderson

Company: De Naamplaat BV

Dept:

Fax: 00 31 523 281202

Pages: 2

File No:

Date: 15th November 2004

Re: APGAR Timer membrane

☐ **Urgent** ☐ **For Review** ☐ **Please Comment** ☒ **Please Reply** ☐ **Please Recycle**

Dear At,

Please find attached a drawing showing what little I know about the membrane.

Best wishes,

P. Anderson

Peter Anderson

Subject : RE: Membrane switch technical specifications.
Date : Wed, 17 Mar 2004 14:01:00 +0000
Linked to : At Rens
From : "Rens, At" <arens@naamplaat.nl> (By way of export@viamed.co.uk)
To : PETER (Peter Anderson) <GoldMine User>

Dear Peter,

All the specifications you're looking found on our web site www.naamplaat.nl
 Click on the Union Jack, top right side en then on "Specifications"
 "Membrane Switches" and your pdf file is available.

Contact resistance is maximum 100 Ohm.
 (We are able to affect this value by taking measures in the design of the electrical circuit)

Regards,
 DE NAAMPLAAT BV
 At Rens
 Product Manager Export
 P. +31 523 281223 (direct)
 Fax +31 523 281202
 Mobile +31 6 51271249
 E-mail export@naamplaat.nl
www.naamplaat.nl

-----Oorspronkelijk bericht-----

Van: Peter Anderson [<mailto:peter.anderson@viamed.co.uk>]
 Verzonden: woensdag 17 maart 2004 13:18
 Aan: Export
 Onderwerp: Membrane switch technical specifications.

Dear At,

Could you please send me a copy of the technical specification for membrane switches that we are likely to use? I am
 particularly interested in the switch closed resistance.
 Best wishes,

Peter Anderson

#####

Attention:


This e-mail message is privileged and confidential. If you are not the
 intended recipient please delete the message and notify the sender.
 Any views or opinions presented are solely those of the author.

This email was scanned and cleared by NetIQ MailMarshal.


#####

GENY HAVVANGER

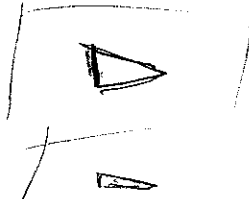
+31 523 201216



red



green



?

