

1.25mm Contact Spacing • Single Row
P.C.Board to Cable (Crimp Type) Application

IL-Z Series Connectors

JAE



FEATURES

- Low profile and thin : 3.45mm high above board.
- Crimp type cable-side easy to terminate.
- Pin headers : right-angle SMT suited for automatic packaging.
Designed with metallic hold-down on both sides, preventing floating-up during automatic packaging and improves retention on board.
Box type with wall on four sides prevents mismatching, unfavorable effect, and falling down due to twisting by the socket.
- Light locking ; the boss at the center of socket housing engages with the lock hole in the pin header wall.

APPLICATIONS

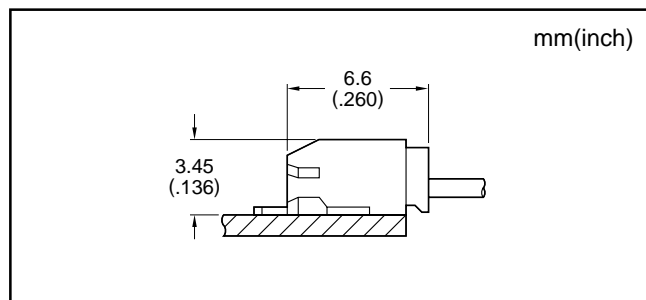
Household and commercial electronic appliances including VCRs, TVs, OA equipment, measuring instruments, various most advanced appliances.

TYPES & COMBINATIONS



GENERAL SPECIFICATIONS

No. of Contacts	2 to 15
Current Rating	1 Amps
D.W.Voltage	500 VACr.m.s. (for one minute)
Insulation Resistance	100 megohms min.
Contact Resistance	20 milliohms max.
Applicable Wire	#28 to #32AWG, stranded
Operating Temperature	-40°C to +70°C



* The products and specifications contained in this catalog are subject to change without notice. When considering use of or placing an order for products included in this catalog, please check first with our sales department.