

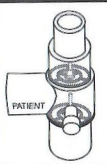
## E High-Level Disinfection Recommendations

### Home Use




Wash parts in a mild liquid dish detergent. Parts should be thoroughly scrubbed in order to remove all contaminants. Rinse well; ensure all remaining detergent is removed. Soak parts for 20 minutes in a fresh vinegar solution that is 1 part vinegar and 3 parts distilled water.

**EXAMPLE:** ½ cup vinegar and 1½ cups distilled water. Thoroughly rinse parts with distilled water. Allow to air-dry on a clean towel. Do not wipe or dry with towel.

## F Product Specifications

	<b>Model #</b>	<b>BE 117</b>
	<b>Type</b>	<b>Reusable Non-Rebreathing Tee Valve</b>
	<b>Port Sizes</b>	15mm O.D./22mm O.D. 15mm I.D./22mm O.D. 22mm O.D.
	<b>Materials</b>	Polycarbonate, Silicone Rubber Valves

### EXPLANATION OF SYMBOLS

	Federal law restricts this device to sale by or on the order of a physician.		
	Non-Sterile		Manufacturer



**Instrumentation  
Industries, Inc.**

2990 Industrial Blvd.  
Bethel Park, PA 15102

US Toll Free: 1-800-633-8577

Business: 1-412-854-1133

US Toll Free Fax: 1-877-633-8661

Fax: 1-412-854-5668

E-mail: [sales@iiimedical.com](mailto:sales@iiimedical.com)

[www.iiimedical.com](http://www.iiimedical.com)



**Instrumentation  
Industries, Inc.**

# Non-Rebreathing Tee Valve

*Installation & Usage  
Directions*

**BE 117**  
**Reusable**



— Not made with Natural Rubber Latex

— Not made with Di(2-ethylhexyl) phthalate (DEHP)

## A Indications for Use

The reusable BE 117 Non-Rebreathing 'T' is designed for use with a spontaneously breathing patient where "back flow" must be avoided. The 'T' is designed to prevent the flow of gas back toward the source and to ensure unilateral breathing.

## C Directions for Use

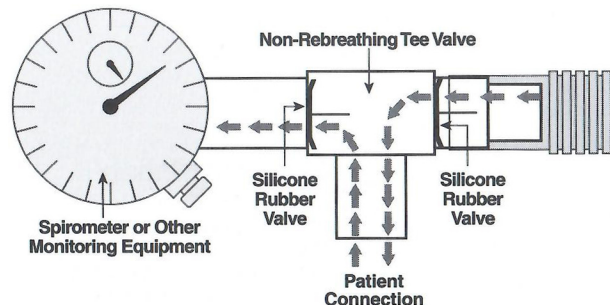
- Designed for use with a spontaneously breathing patient to prevent rebreathing.
- Intended for use with a spirometer.
- Two silicone rubber one-way valves allow inhaled gas to be delivered through the inspiratory port and exhaled through the monitored port.

### Directions for use:

1. Connect spirometer to a clean **Non-Rebreathing Tee Valve**.
2. Place **Non-Rebreathing Tee Valve** in-line.
3. Take measurement.
4. Remove **Non-Rebreathing Tee Valve** from circuit.
5. Remove *spirometer* from **Non-Rebreathing Tee Valve**.  
Clean **Non-Rebreathing Tee Valve** after each use.

**Note:** BE 117 must be cleaned and sterilized before use on other patients.

(See sterilization recommendations in **panel D** for institutional use or in **panel E** for home use)



## B Contraindications

None known.

## D Sterilization and High-Level Disinfection Recommendations

### Hospitals & Institutions

The recommendations indicated below are to be used as general guidelines. Follow the specific sterilization or disinfection procedures that have been validated by your institution. Always carefully examine product after processing. Do not use if product shows signs of cracks, leaks, poor fit, severe discoloration, or fails to perform as indicated.

**A thorough pre-washing of parts is necessary to remove foreign and/or organic contaminants. Use a low alkaline soap (pH 8.5 or less) to preserve maximum useful life.**

**Pasteurization:** Pasteurize at 153°F-163°F (70°C ± 3°C) for no less than 30 minutes.

### DO NOT STEAM AUTOCLAVE

**Gamma Radiation:** Irradiate according to validated parameters. Some discoloration may occur.

**Ethylene Oxide:** Sterilize and aerate according to validated parameters. Do not exceed 130°F (54.4°C).

**Chemical Disinfectants:** Disinfect according to validated parameters. Do not use alcohol or solutions greater than 4% glutaraldehyde. Do not use alcohol or chemicals containing dimethyl ammonium chloride. Always rinse thoroughly with sterile water.

**Gas Plasma:** Sterilize according to validated parameters.