

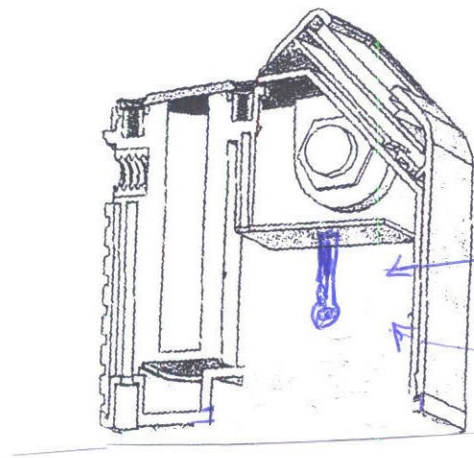
SWITCH

100% WATERPROOF

BATTERY COMPARTMENT 100%
WATERPROOF. SEA AIR IS 100% RH
AND CORRODES TERMINALS
COULD BE ON BATH. i.e.
ACCESS TO SENSOR & BATTERIES

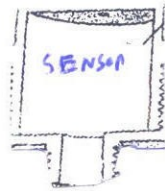
CALIBRATION KNOB
ALMOST FLUSH WITH
CASE TO PREVENT
ACCIDENTAL MOVEMENT

JSL 23/06/05



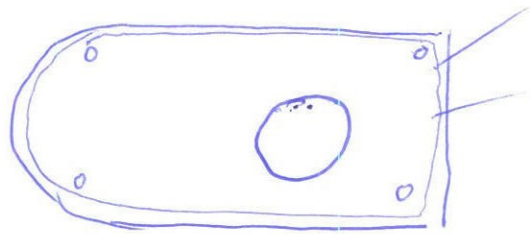
JOCK PLUG

SENSOR HOUSING
GOOD FIT DIAMETER
AND LENGTH

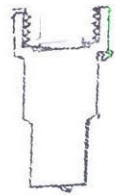


FITTED BY VIMARU

ALTERNATIVE
ACCESS FOR
BATTERIES
INSTEAD OF TOP.



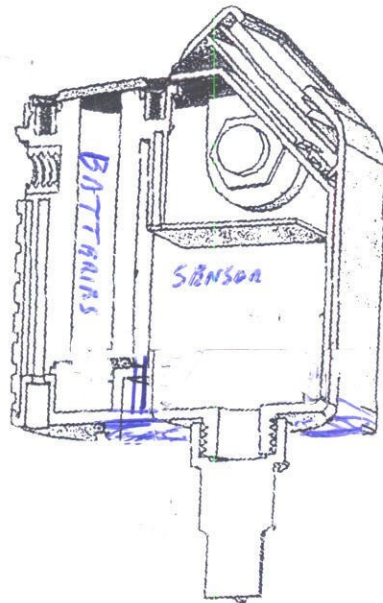
O RING SEAL.
BASE PLATE
WATERPROOF



FLOW DIVERTER
SUPPLIED BY VIMARU

JSL 23/06/05

BL4- 04



NEED ACCESS TO

JSC 23/06/05

