


BABY SCALE



Designed for easy operation



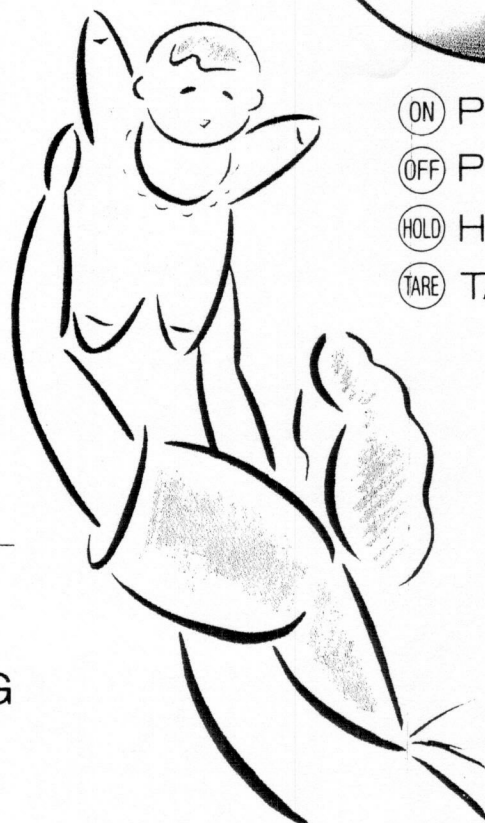
DIGITAL BABY SCALE MODEL DBS-20A (Loadcell type)

Economical and light weight

For hospitals and home use

Minimum graduation 20g

Maximum weighing capacity 20 KG



- (ON) POWER ON
- (OFF) POWER OFF
- (HOLD) HOLD
- (TARE) TARE

OPERATING INSTRUCTIONS FOR THE DBS-20A BABY SCALES.

=====

- 1] Press the ON switch. The display will show flashing "88.88" and after 3 seconds it will show "0.00".
- 2] Place baby on centre of scale basket.
- 3] Press HOLD switch. Display will show baby's fixed weight for about 10 seconds and the HOLD mark "." will appear on the display below HOLD.
- 4] If you want to deduct the weight of a towel etc. Put the towel on to the scale and press the TARE switch then the display will show "0.00". The TARE mark "." will appear on the display below TARE.
After completing the weighing procedure the TARE can be cancelled by re-pressing the TARE switch. This will make the TARE mark disappear.
- 5] If the BATTERY mark "." appears on the display below BATTERY replace all 6 batteries.
- 6] After using the scales please switch off by pressing the OFF switch.
- 7] Automatic power off system:
If you are not carrying out a weighing, the scales will automatically switch off after 1 minute. Even when you are weighing a baby the scales will switch off automatically after 5 minutes.
- 8] Error indication:
If you place a weight greater than 20kg on the scales the display will show "---" as an error indicator.

FOCAL**FOCAL CORPORATION**

RM202 FUDO-YAMAMOTO BLDG.
31-10, YUSHIMA 2-CHOME,
BUNKYO-KU, TOKYO 113
JAPAN

TELEPHONE : (03)812-3781
TELEX : J33838 FOCAL
CABLE : FOCALCORP TOKYO
FAX : (03)812-4638

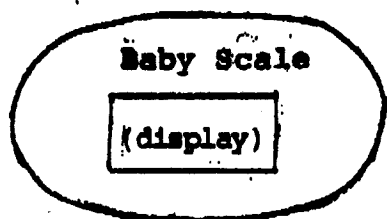
Dec. 19, 1989

Mr. Motti Shayovitz
V I A M E D

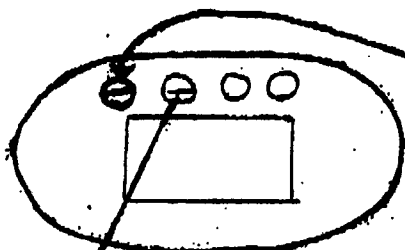
Dear Sir;

Thank you for your fax of Dec. 18th, 1989.

1) Please adjust the display of DBS-20A as follows;



(A)
Insert a thin tool like a cut-knife and lift up slowly edge of black soft film pannel (Please be careful when inserting and lifting up the pannel because the film is abt. 1mm of thickness.)
Then pull off the pannel slowly by finger.



(B)
put the weight of 20kg and turn the plastic volt by screw driver ("Minus" shape) so that the scale display 20kg.

This volt is for Zero adjustment and so Donot turn this volt in this case.

(C)

After adjustment, put the pannel again. The reverse side of the pannel is adhesive and then it is not necessary to use any glue when fixing the pannel.

2) We sent a maintenance manual of BSL-20 to you on Dec. 12, 1989 and so you will receive it soon.
But we haven't yet the manual of DBS-20A at this moment.

Hoping you can resolve the problem by this information.
Best regards
Y. Takahashi



VIAMED



OPERATING INSTRUCTIONS FOR THE DBS-20A BABY SCALES

- 1) Press the ON switch. The display will show flashing "88.88" and after 3 seconds it will show "0.00".
- 2) Place baby on centre of scale basket.
- 3) Press HOLD switch. Display will show baby's fixed weight for about 10 seconds and the HOLD mark "." will appear on the display below HOLD.
- 4) If you want to deduct the weight of a towel etc. put the towel on to the scale and press the TARE switch then the display will show "0.00". The TARE mark "." will appear on the display below TARE.

After completing the weighing procedure the TARE can be cancelled by re-pressing the TARE switch. This will make the TARE mark disappear.

- 5) If the BATTERY mark "." appears on the display below BATTERY replace all 6 batteries.
- 6) After using the scales, please switch off by pressing the OFF switch.
- 7) Automatic power off system:

If you are not carrying out a weighing, the scales will automatically switch off after 1 minute. Even when you are weighing a baby the scales will switch off automatically after 5 minutes.

- 8) Error indication:

If you place a weight greater than 20 kg on the scales, the display will show "---" as an error indicator.

EPSON/8

Viamed Ltd. 15 Station Road, Cross Hills, Keighley, West Yorkshire BD20 7DT

Telephone: 0535 634542 / 636757 Fax: 0535 635582

Registration No. 1291765 in England