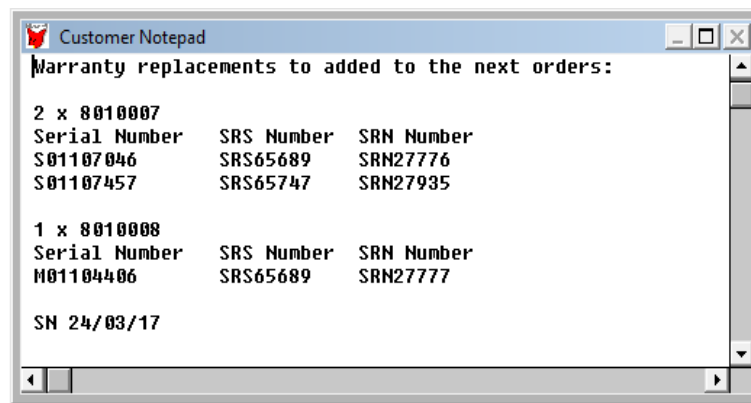
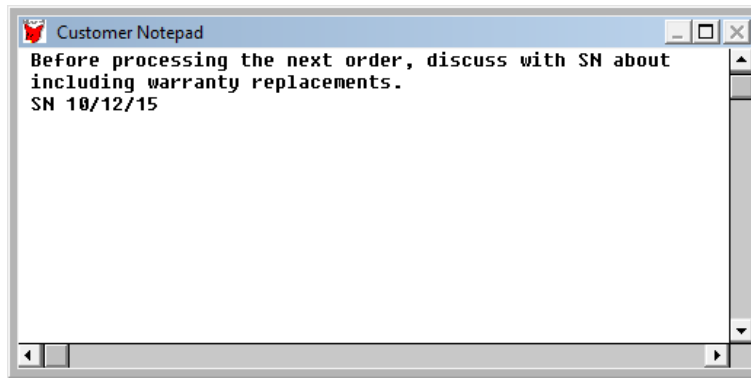
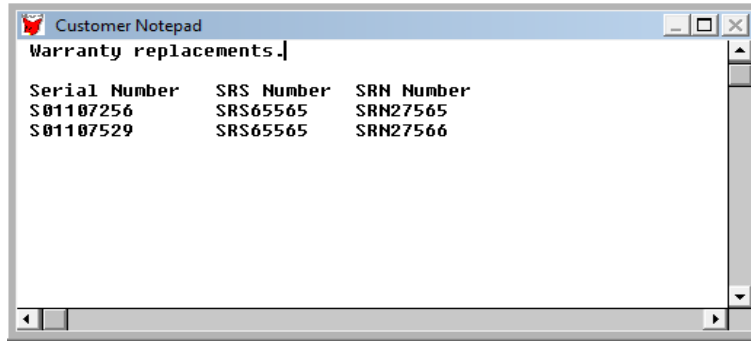


VM3COP20.68 - VST - Warranty Replacements

During order processing, see VM3COP20.63, there may be memos on accounts which detail warranty replacements sensors that need adding to the next order free of charge.

See example memos below.



If the customer is owed any warranty replacement sensors, the standard production batch is utilised. E.g. if the customer orders 100 sensors and we owe them two warranty replacements, add the first line as 98 sensors; amend the, 'Sell' field to reflect the 100 off price. Then add a second line of the same part number with a quantity of two; the, 'Sell' field should be edited to, "0.00".

Reference	W/H	Description	Quantity
0010017	MAIN	Oxygen Sensor - VMS1700	47

Analysis	VAT code	Sell.	Line Disc	Ext.
UST	1	30.00	0.00	1410.00
		Cost.	Margn.	Prof.
		0.00	100.00%	1410.00
		Due	Priority	P/O
		25/11/17	3	<input type="checkbox"/>

Forward order

In Stock ☐ P.Orders 53

Description	Quantity	Price	Disc.	VAT	Value
Oxygen Sensor - VMS1700	47	30.00		1	1410.00
Oxygen Sensor - VMS1700	3	0.00		1	0.00
Courier delivery - Standard.	1	9.00		1	9.00

UST027 Uobster Marine Systems Ltd Order total ex VAT 1419.00

When entered, click 'F12 Memo' or press the F12 key to add a memo to the warranty replacement line. In the memo, detail the serial number, SRS and SRN numbers in the format shown below. If the details of the warranty replacements are not stated in the Opera memo, speak with the VST director to clarify.

Warranty Replacements for:

Serial Number	SRS Number	SRN Number
S01107046	SRS65689	SRN27776
S01107457	SRS65747	SRN27935

Once the order has been processed, checked and scanned into IntraStats, the memo detailing the warranty replacements must be deleted.