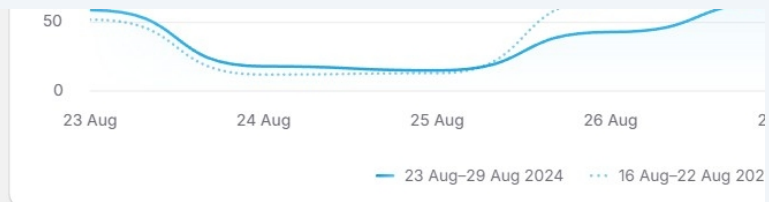
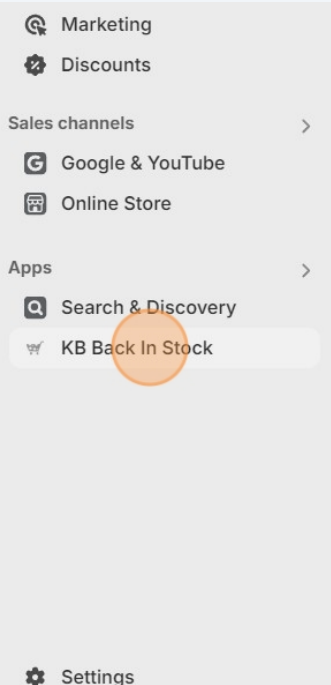


# Managing Back In Stock Subscribers on Shopify

1 Navigate to <https://viamed.online/admin>

2 Click "KB Back In Stock"



3 orders to fulfill

You're eligible to apply for funding through Shopify Capital

Apply for up to

**£1,200**

Get fast funding and repay with

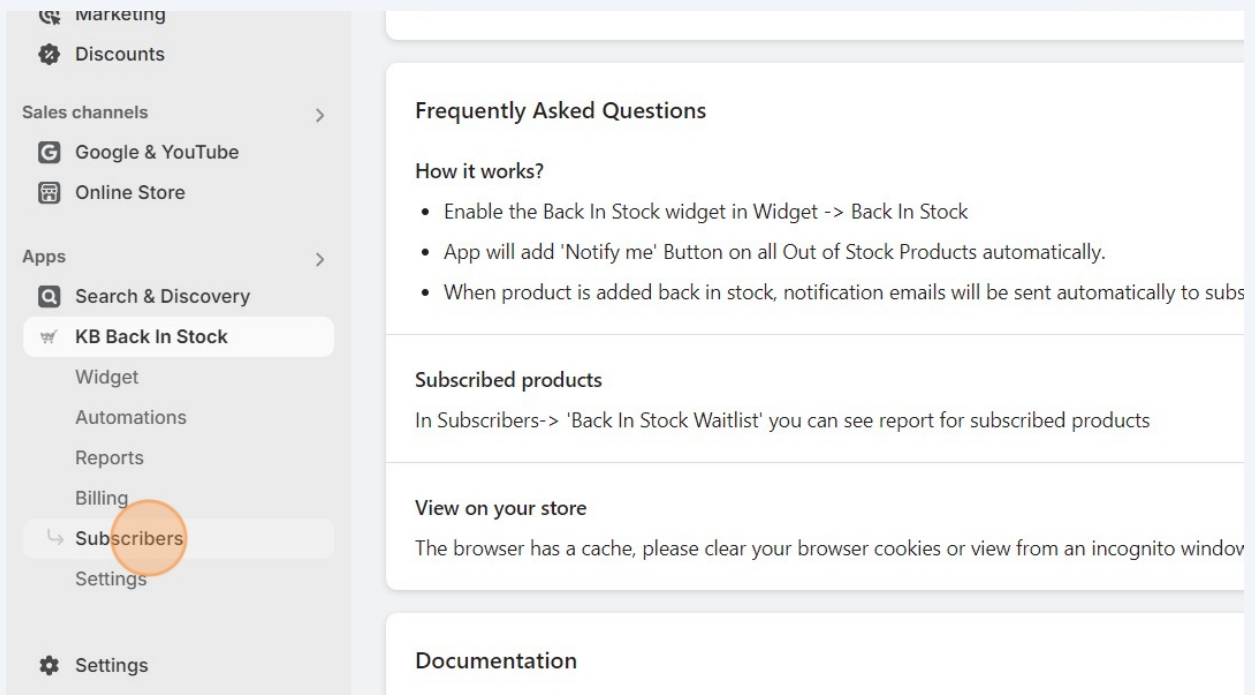
- ✓ Apply with zero impact on your credit
- ✓ Receive funds in as quick as two business days
- ✓ One fixed fee, with no compounding interest

[Review your offers](#)

Boost confidence with split shipping in checkout

Give your customers more clarity at checkout by showing them when an order will be delivered in multiple shipments.

### 3 Click "Subscribers"



The screenshot shows the KB Back In Stock dashboard. On the left is a sidebar menu with categories: Marketing, Discounts, Sales channels (Google & YouTube, Online Store), Apps (Search & Discovery, KB Back In Stock), and Settings. The 'Subscribers' option under the 'KB Back In Stock' category is highlighted with an orange circle. The main content area on the right contains sections for 'Frequently Asked Questions', 'Subscribed products', 'View on your store', and 'Documentation'.

**Marketing**

- Discounts

**Sales channels**

- Google & YouTube
- Online Store

**Apps**

- Search & Discovery
- KB Back In Stock**
  - Widget
  - Automations
  - Reports
  - Billing
  - Subscribers**
  - Settings

**Settings**

**Frequently Asked Questions**

**How it works?**

- Enable the Back In Stock widget in Widget -> Back In Stock
- App will add 'Notify me' Button on all Out of Stock Products automatically.
- When product is added back in stock, notification emails will be sent automatically to subs

**Subscribed products**

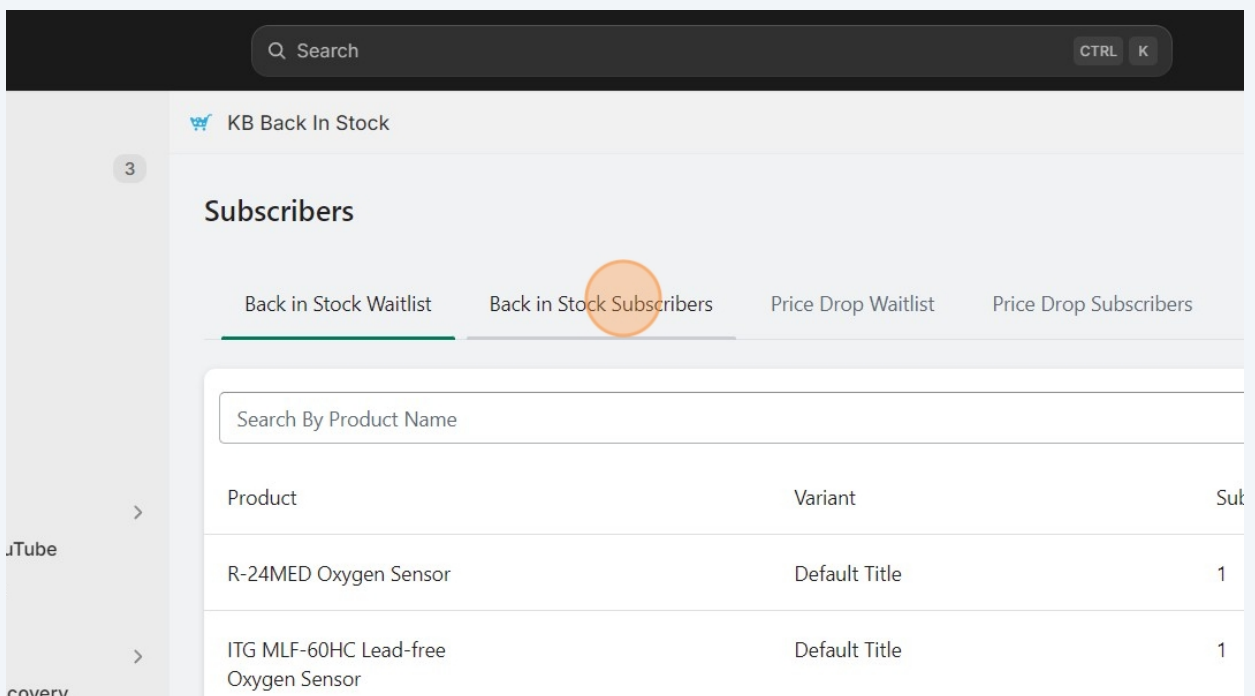
In Subscribers-> 'Back In Stock Waitlist' you can see report for subscribed products

**View on your store**

The browser has a cache, please clear your browser cookies or view from an incognito window

**Documentation**

### 4 Click "Back in Stock Subscribers"



The screenshot shows the 'Subscribers' page in the KB Back In Stock app. The top navigation bar includes a search bar and a 'CTRL K' shortcut. The left sidebar shows the 'KB Back In Stock' logo and a '3' indicator. The main content area has a 'Subscribers' heading and four tabs: 'Back in Stock Waitlist', 'Back in Stock Subscribers' (highlighted with an orange circle), 'Price Drop Waitlist', and 'Price Drop Subscribers'. Below the tabs is a search bar labeled 'Search By Product Name' and a table with columns 'Product', 'Variant', and 'Subscribers'.

**KB Back In Stock**

**Subscribers**

Back in Stock Waitlist   **Back in Stock Subscribers**   Price Drop Waitlist   Price Drop Subscribers

Search By Product Name

Product	Variant	Subscribers
R-24MED Oxygen Sensor	Default Title	1
ITG MLF-60HC Lead-free Oxygen Sensor	Default Title	1

5

#### Check stock availability in Intrastats:

- If stock is available, verify whether any can be released to the website.
- If there is no stock, email the customer informing them that the item is out of stock. Provide the expected restock date, or let them know if they need to place an order for us to issue a purchase order with the supplier.