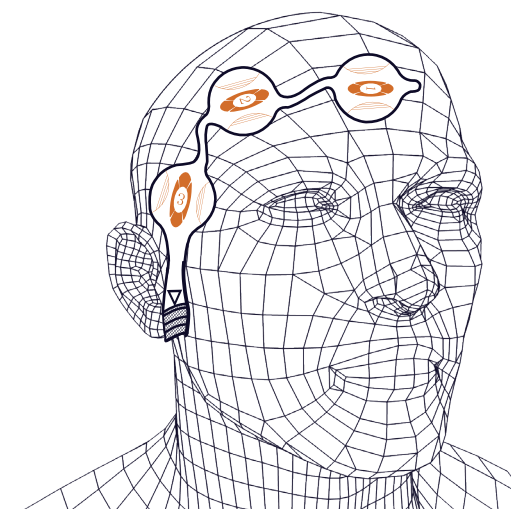
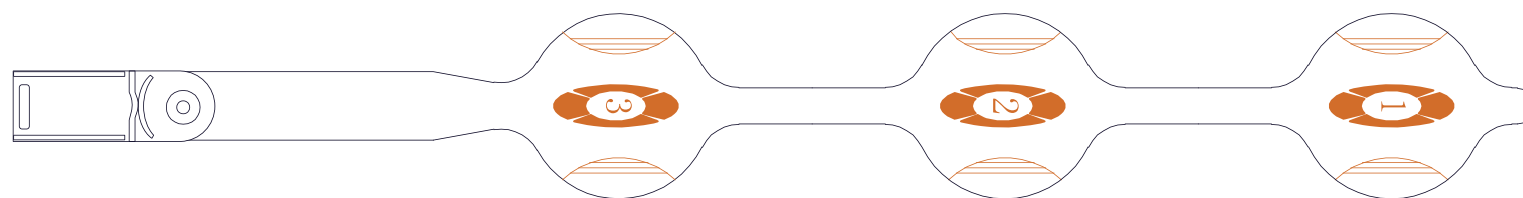


MedkerTech[®]

Disposable EEG Sensor



Disposable EEG Sensor

INSTRUCTIONS:



1 Wipe skin with wet gauze by alcohol and dry.



2 Place the sensor diagonally on the forehead as shown.



3 Press the sensor edge to ensure adhesion.



4 Press ❶ ❷ ❸ in sequence for 5 seconds to ensure adhesion.



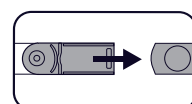
2.1 place position ❶ 5cm directly above the bridge of nose in the center of the forehead.



2.2 Place ❷ directly above the eyebrows.



2.3 Place ❸ in the temple position.



5 Insert the sensor plug into the corresponding interface of the lead wire.

CAUTIONS :

- Do not use colloidal dried sensors. Do not open the minimum packaging unless used immediately.
- Do not use when the minimum packaging is broken.
- The product is a disposable product, which is strictly prohibited for repeated use. Repeated use may cause cross infection.
- Discontinue usage and remove immediately if rash or other abnormal symptoms occur.
- Use for short periods monitoring only (below 6 hours is recommended).
- Do not cut or fold the sensor.
- Do not use under MRI scans, since conductor currents might cause burns.
- Do not sterilize with radiation or steam.
- Do not immerse the product into liquid for cleaning and disinfecting.
- Validity Period: refer to the product label for production date and Lot No.