

**Specification Datasheet - 0110503**  
City Technology Oxygen Sensor MOX3 MediceL

## MOX3 MediceL<sup>®</sup> Sensor

MOX3 Oxygen Sensor

Part Number: AA829-M10

### Document Purpose

The purpose of this document is to present the performance specification of the MOX3 oxygen gas sensor.

This document should be used in conjunction with the Operating Principles (OP04) and the Product Safety Datasheet (PSDS 4).

The data provided in this document are valid at 20°C, 50% RH and 1013 mBar for 3 months from the date of sensor manufacture.

Output signal can drift below the lower limit over time. For guidance on the safe use of the sensor, please refer to the Operating Principles (OP04).



## KEY FEATURES & BENEFITS



Meets the requirements  
of ISO 80601-2-55



Linear output from  
0 % to 100 % O<sub>2</sub>



13-month  
warranty

**RoHS** 

RoHS compliant

## TECHNICAL SPECIFICATIONS

### MEASUREMENT

<b>Operating Principle</b>	Partial pressure electrochemical
<b>Output</b>	9 mV to 13 mV in 210 mBar O <sub>2</sub>
<b>Measurement Range</b>	0 mBar to 1500 mBar O <sub>2</sub>
<b>Response Time (T<sub>90</sub>)*</b>	<15 s (air to 100% O <sub>2</sub> )
<b>Baseline Offset*</b>	<200 µV
<b>Linearity</b>	Linear 0% to 100% O <sub>2</sub> [See Note1]

### ELECTRICAL

<b>Temperature Compensation</b>	<2% O <sub>2</sub> equivalent (0°C to 40°C)
<b>External Load Resistor</b>	10 kΩ minimum [See Important Note]
<b>Connector</b>	UK Data Socket AMP (P/N 5520257-2)

### MECHANICAL

<b>Housing Material</b>	White ABS
<b>Weight</b>	42 g (nominal)
<b>Orientation</b>	Any

### ENVIRONMENTAL

<b>Typical Applications</b>	Critical care anesthesia
<b>Operating Temperature Range</b>	-20°C to +50°C
<b>Operating Pressure Range</b>	0.5 Bar to 2.0 Bar
<b>Operating Humidity Range</b>	0% to 99% RH non-condensing

### LIFETIME

<b>Long-Term Output Drift in 100% O<sub>2</sub></b>	< 5% signal loss/year
<b>Recommended Storage Temperature</b>	-10°C to +40°C [Short excursions to +50°C allowed]
<b>Expected Operating Life:</b> @ 20°C @ 40°C	1.5 x 10 <sup>6</sup> % O <sub>2</sub> hours 0.8 x 10 <sup>6</sup> % O <sub>2</sub> hours
<b>Packaging</b>	Sealed blister
<b>Standard Warranty</b>	13 months from date of despatch [This amounts to a variation of condition 1 of our standard terms and conditions which otherwise apply]

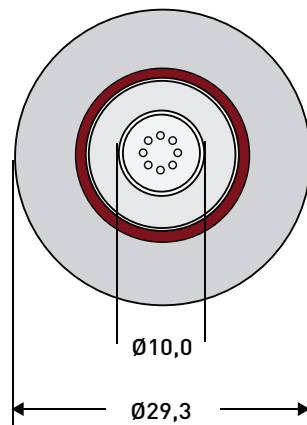
\*Specifications are based on measurements made with cylinder gases using a flow rate of 100 mls min<sup>-1</sup> and are valid at 20°C, 50% RH and 1013 mBar, using City Technology recommended circuitry. Performance characteristics outline the performance of sensors supplied within the first 3 months. Output signal can drift below the lower limit over time.

Note 1: Use of a regression coefficient shows a best fit straight line better than 0.9995 when measured through the four data points from testing with 100% N<sub>2</sub>, 21% O<sub>2</sub>, 60% O<sub>2</sub>, and 100% O<sub>2</sub>.

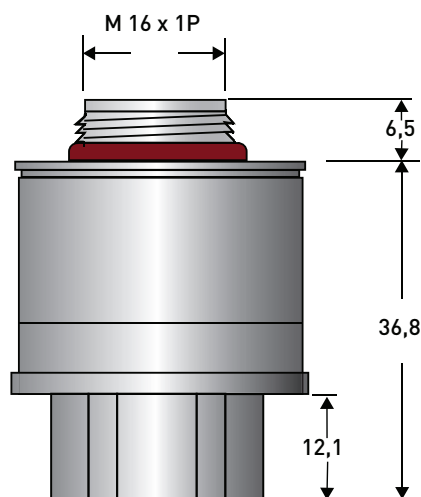
## Product Dimensions mm

N.B. All tolerances ±0.15 mm unless otherwise stated

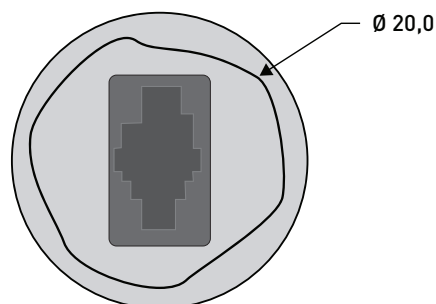
TOP



SIDE



BOTTOM



**Important Note:** Connection should be made via recommended mating parts only. Soldering to the sensor will damage it and invalidate the warranty.

For further information on the external load resistance and connection to the recommended mating part, please see Operating Principle OP-04 or contact City Technology.

All performance data is based on measurements made with cylinder gases using a flow rate of 100 mls/min. Conditions at 20°C, 50% RH and 1013 mBar. For sensor performance data under other conditions, contact City Technology.

Performance characteristics outline the performance of sensors supplied within the first 3 months. Output signal can drift below the lower limit over time.



# VIAMED

**Viamed Limited** · 15 Station Road · Cross Hills  
Keighley · West Yorkshire · BD20 7DT · United Kingdom  
Tel: +44 (0)1535 634 542 Fax: +44 (0)1535 635 582  
Email: [info@viamed.co.uk](mailto:info@viamed.co.uk) Website: [www.viamed.co.uk](http://www.viamed.co.uk)

## Poisoning

CiTiceLs are designed for operation in a wide range of environments and harsh conditions. However, it is important that exposure to high concentrations of solvent vapours is avoided, both during storage, fitting into instruments and operation.

When using sensors with printed circuit boards (PCBs), degreasing agents should be used before the sensor is fitted. Do not glue directly on or near the CiTiceL as the solvent may cause crazing of the plastic.

## Intended Use

These sensors are designed to be used to monitor the partial pressure of oxygen in anaesthesia (not including xenon), critical care, neonatal incubators, and general oxygen monitors.

## Stabilisation Time

Allow at least 15 minutes to stabilise in the instrument before calibration or refer to manufacturers instructions.

## Cleaning and Sterilisation

In case of contamination the sensor may be cleaned with distilled water and allowed to dry naturally. The sensor is not suitable for sterilisation by steam or exposure to chemicals such as ethylene oxide or hydrogen peroxide.

## Calibration Interval

These sensors are designed to have minimal drift over their useful lifetime. For maximum accuracy however they should be calibrated before each use.

## If the Sensor is Dropped

If a sensor is dropped, then it should be placed in quarantine for 24 hours and a follow-up check made by a 2 point calibration.

## Mechanical Installation

When installing the sensor, it must only be screwed in hand-tight and a gas tight seal ensured. Spanners and similar mechanical aids may not be used, as excessive force may damage the sensor thread.

## RFI/EMI Susceptibility

MediceLs contain metal and may be susceptible to RFI or EMI. They are not suitable for use in MRI environments. For further information please contact City Technology.

## Certifications



0123