

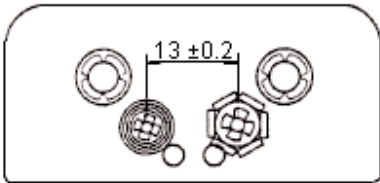
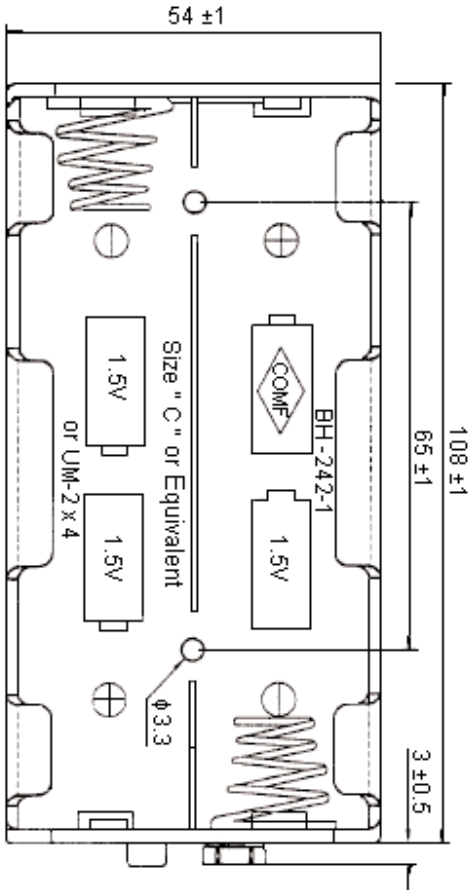


PART NO.

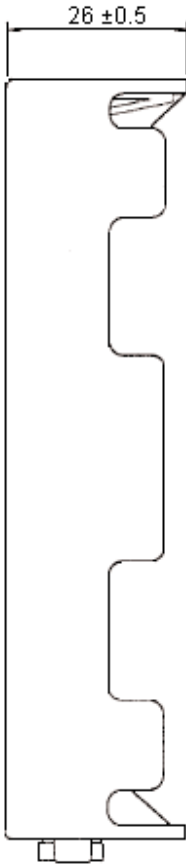
BH242B

REVISIONS

ECN #	REV	DESCRIPTION	DRAWN	DATE	CHECKD	DATE	APPRVD	DATE
-	A	RELEASED	Veena	09/05/09	Suresh	09/05/09	Farnell	23/05/09



Dimensions : Millimetres



This data sheet and its contents (the "Information") belong to the Premier Farnell Group (the "Group") or are licensed to it. No licence is granted for the use of it, other than for the purpose of enabling you to supply the products or services to which it relates. The Information is the property of the Group and is confidential. It is to be kept confidential and not disclosed to any third party without the prior written consent of the Group. The Information is subject to change without notice and replaces all data sheets previously supplied. The Information supplied is believed to be accurate but the Group assumes no responsibility for its accuracy or completeness, any error in or omission from it or for any use made of it. Users of this data sheet should check for themselves the information and the suitability of the products for their purpose and not make any assumptions based on information included or omitted. Liability for loss or damage resulting from any reliance on the Information or the use of the products is excluded. The Group is not responsible for any loss or damage of any kind, including consequential loss or damage, arising from the use of the products or the possibility of such loss or damage arising. This will not operate to limit or restrict the Group's liability for death or personal injury resulting from its negligence. SPC MULTICOMP is the registered trademark of the Group. © Premier Farnell plc 2009.

TOLERANCES:

UNLESS OTHERWISE SPECIFIED, DIMENSIONS ARE FOR REFERENCE PURPOSES ONLY.

DRAWN BY:	DATE:
Veena	09/05/09
CHECKED BY:	DATE:
Suresh	09/05/09
APPROVED BY:	DATE:
Farnell	23/05/09

DRAWING TITLE:

Battery Holder - 4XC, SNAP Terminals

SIZE	DWG NO.	ELECTRONIC FILE	REV
A	M10002208	1183120-TDS_DWG	A
SCALE: NTS		U.O.M.: mm	SHEET: 1 OF 2



PART NO.

BH242B

[illegible]

Specifications:

With 6 prong snap terminal.

Material : PP resin, black colour.

Spring : 0.8mm 65C spring wire.

Part Number Table

Description	Part Number
Holder, Battery, 4XC, SNAP Terminals	BH242B

This data sheet and its contents (the "Information"), being the Premier Farnell Group's (the "Group") or are licensed to it; No license is granted for the use of it other than for information purposes in connection with the products to which it relates. No licence information and reflects all data sheets previously supplied. The information supplied is believed to be accurate but the Group assumes no responsibility for its accuracy or completeness, any error in or omission from it or for any use made of it. Users of this data sheet should check for themselves the Information and the suitability of the products for their purpose and not make any assumptions based on information included or omitted. Liability for loss or damage resulting from any reliance on the information provided is excluded. This document is intended to provide information about the possibility of such loss or damage arising is excluded. This will not operate to limit or restrict the Group's liability for death or personal injury resulting from its negligence.

©PCB MTD00MP is the registered trademark of the Group. © Premier Farnell Ltd 2009

TOLERANCES:

UNLESS OTHERWISE SPECIFIED, DIMENSIONS ARE FOR REFERENCE PURPOSES ONLY.

DRAWN BY:	DATE:
Veena	09/05/09
CHECKED BY:	DATE:
Suresh	09/05/09
APPROVED BY:	DATE:
Fannell	23/05/09

DRAWING TITLE:

Battery Holder - 4XC, SNAP Terminals

SIZE	DWG NO.	ELECTRONIC FILE	REV
A	M10002208	1183120-TDS_DWG	A
SCALE: NTS	U.O.M.: mm	SHEET: 2	OF 2

<http://www.farnell.com>

<http://www.newark.com>

<http://www.cpc.co.uk>