

Neonatal Phototherapy Protection Mask Instructions for Use  
[CE/ATL-M-01 Ver 1.0]



**Ver 1.0**

**Product Name**

Neonatal Phototherapy Protection Mask

**Cautions**

1. Please read this instruction carefully prior to use.
2. Assure masks are sized correctly to prevent airway obstruction or eye damage from slippage or excessive pressure.
3. Adjust the mask body to make sure the correct position and comfortable wearing;
4. Observe the conditions during therapy; Change the masks once it has lost its stick or contaminated;
5. It is recommended to consult an eye doctor prior to use this product on patients who have eye infection;
6. This product is for single use only;
7. There might be some slight impression, local inflamed, which are normal conditions and will be disappeared once stopping using the product soon.

**Models**

Type I Large / Type I Medium / Type I Small / Type I Extra Small  
Type I-N Large / Type I-N Medium / Type I-N Small / Type I-N Extra Small  
Type II Large / Type II Medium / Type II Small / Type II Extra Small  
Type III Large / Type III Medium / Type III Small / Type III Extra Small  
Type IV Large / Type IV Medium / Type IV Small / Type IV Extra Small  
Type V Large / Type V Medium / Type V Small / Type V Extra Small  
Type V-N Large / Type V-N Medium / Type V-N Small / Type V-N Extra Small  
Type VI Large / Type VI Medium / Type VI Small / Type VI Extra Small  
Type VII Large / Type VII Medium / Type VII Small / Type VII Extra Small

Mask with large specification is applicable to the neonates with head circumference of 33-38 cm.

Mask with medium specification is applicable to the neonates with head circumference of 26-32 cm.

Mask with small specification is applicable to the neonates with head circumference of 20-25 cm.

Mask with extra small specification is applicable to the neonates with head circumference of 15-20 cm.

### **Introduction**

Neonatal Phototherapy Protection Mask could effectively resist the blue light with wavelength of 425~475nm during the phototherapy in order to prevent the eye damage from the neonate patients. It is available in various materials, such as Spunlaced Nonwovens, Elastic Spunlaced Nonwovens or Elastic polypropylene non-woven fabrics; and various configurations, such as fixed or adjustable. The shield have two different kinds, external type and internal type.

The masks have the following features: comfortable, sweat absorption and porous.

### **Product Structure**

Neonatal Phototherapy Protection Mask mainly consists of mask body and shield.

### **Intended Use**

Neonatal Phototherapy Protection Mask are intended to protect the eyes during the phototherapy.



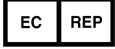





### **Operation Procedure**



1. Select appropriate specification according to the head circumference of the patients.  
Please do not pull the product hardly to prevent from damage.
2. Place eye shields over infant's eyes; assure infant has closed their eyes.
3. Remove eye shields at least every 8 hours; inspect eyes and replace prior to placing back under phototherapy lights.

### **Storage Conditions**

5℃~40℃

## Interpretation of Symbols

	CE MARK		Manufacturer
	European Authorized Representative		LOT Number
	Date of Manufacturing		Single Use Only
	Read Instructions before Use		Storage Conditions

  

 Ontecklong (Nanjing) Medical Supply Corporation Limited  
 Bldg 10, Jinshangfang, No.288 South Xiongzhou Road, Liuhe District, Nanjing,  
 210048 Jiangsu, P.R.China  
 Empireum  
 Modlinska 121, 05-110 Jablonna Poland  
 Piotr Dopieralski  
 Tel: +48 22 782 44 74