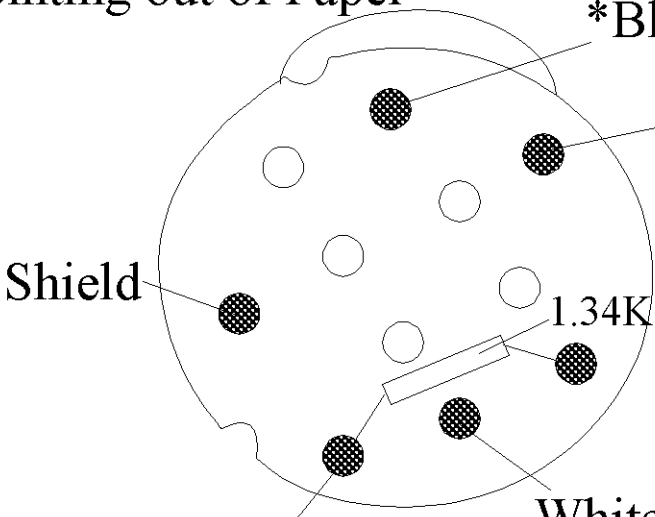
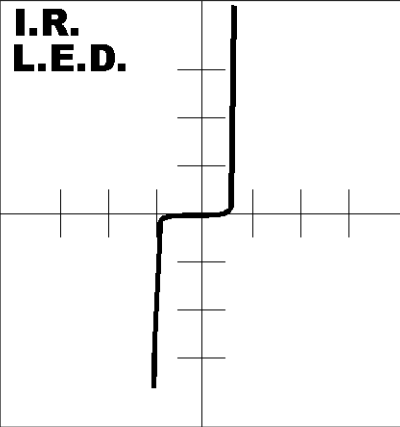
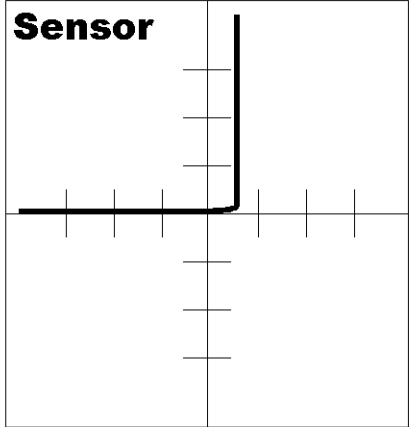


Date	24/03/97	Type	Artema Medical
art.cmx			
<p style="text-align: right;">9ft. 3ins long *When Using Epic Cable</p> <p>Connector From Front Pins pointing out of Paper</p>  <p>Black *Black</p> <p>Red *White</p> <p>1.34K</p> <p>White *Red</p> <p>Green *Yellow</p> <p>Shield</p> <p>White *Red</p> <p>Green *Yellow</p> <p>Black *Black</p> <p>Red *White</p> <p>Led</p> <p>Sensor</p> <p>When Placing into Pads Ensure all contacts Face Towards Spring</p> <div style="display: flex; justify-content: space-around;"> <div style="text-align: center;">  <p>I.R. L.E.D.</p> </div> <div style="text-align: center;">  <p>Sensor</p> </div> </div>			
Drawn By:	D.Lamb	Signed	

ATHEIU A.
S&W TEST BOX.
OHMEDA SOCKET.

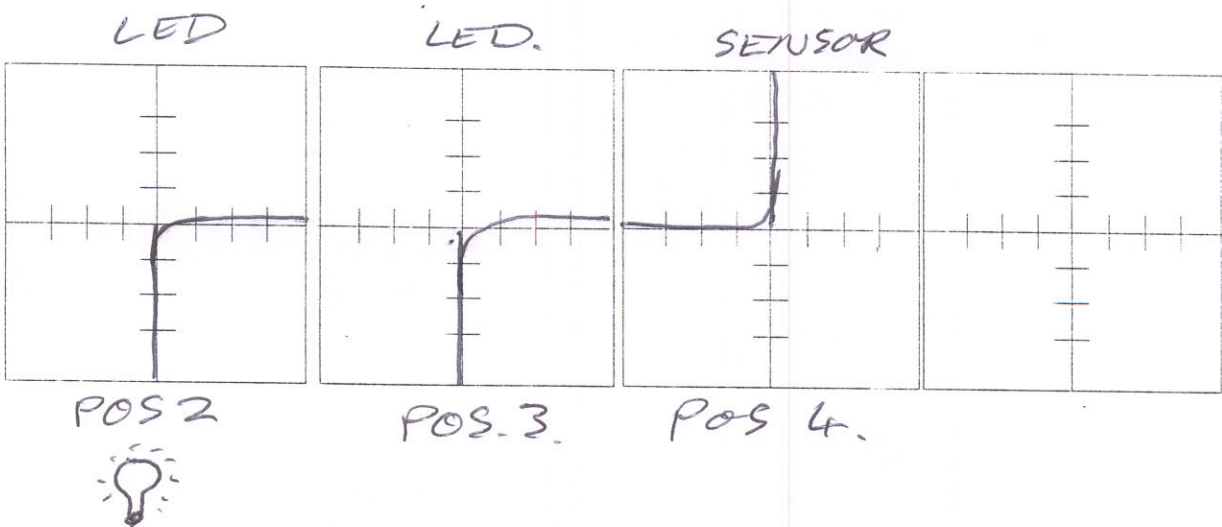
Connector 2 wiring

- Pin 1
- Pin 2
- Pin 3
- Pin 4
- Pin 5
- Pin 6
- Pin 7
- Pin 8
- Pin 9

TEST ON OHMEDA
~~WALL~~ NOT ORIGINAL
MONITOR.

Test Instructions

Test using Test fixture & curve tracer



Drawn BY	
Date	
Checked By	
Date	
Revised By	
Revision Date	
Revision number	